



BEKO
COMFORT DOG

FISCAL 2023 MUNICIPAL BUDGET

July 1, 2022 – June 30, 2023

Town of Great Barrington



FY2023 Budget Meeting Schedule

<u>Tuesday, February 1, 2022 7:00pm</u>	<u>Page</u>
Budget Overview	-
Selectboard/Town Manager	1
Finance Committee/Reserve Fund	2
Town Accountant	3
Technology	4
Assessors' Office	5
Collector/Treasurer	6
Human Resources	7
Town Clerk	8
Building Inspectors	17
Health Department	20
Debt Service	28
Retirement	29
Insurance	30
<u>Wednesday, February 2, 2022 6:00pm</u>	
Conservation Commission	9
Planning Board	10
Zoning Board of Appeals	11
Planning/Community Development	12
Buildings and Grounds	13
Highway	19
Council on Aging	22
Libraries	24
Parks and Recreation	25
Wastewater	31
Capital	-
<u>Tuesday, February 8, 2022 6:00pm</u>	
Police Department	14
Fire Department	15
Emergency Management	16
Animal Control	18
Community Services	21
Veterans' Affairs	23
Boards and Commissions	26
Celebrations & Events	27
Special Articles	-
<u>Wednesday, February 9, 2022 6:00pm</u>	
Review and Discussion	
<u>Tuesday, March 1, 2022 6:00pm</u>	
Public Hearing	

Table of Contents

1	Town Manager's Budget Overview
2	FY2023 Budget Projection
3	State Aid and Local Receipts
4	Debt Service Obligations
5	Historical Property Tax Data
6	FY2023 Departmental Budgets
7	FY2023 Capital Requests
8	5-year Capital Improvement Plan
9	Special Articles
10	Reserve Balances and Excess Levy Capacity
11	FY2023 Budget Policy
12	Municipal Budget Glossary

Section 1

Town Manager's Budget Overview

Mark Pruhenski
Town Manager

E-mail: mpruhenski@townofgb.org
www.townofgb.org



Town Hall, 334 Main Street
Great Barrington, MA 01230

Telephone: (413) 528-1619 x2
Fax: (413) 528-2290

TOWN OF GREAT BARRINGTON MASSACHUSETTS

OFFICE OF THE TOWN MANAGER

January 25, 2022

Dear Honorable Members of the Selectboard and Finance Committee:

In accordance with Chapter C, Section 6 of the Town Charter, I hereby submit Great Barrington's proposed Fiscal Year 2023 Operating and Capital Budgets. I am pleased to present a balanced budget with expenditures not exceeding conservative revenue projections while maintaining or increasing the level of quality public services our residents, business owners, and visitors have come to expect.

Great Barrington, like most communities in the Commonwealth, relies heavily on revenues generated by local property taxes. This year is no different with an estimated 79% of our budget funded from taxation (down slightly from 80% in FY22). Other sources of revenue include local receipts, state aid, certified free cash, and funding from grants.

Below you will find the schedule of budget hearings followed by an "At-A-Glance" Summary of expenses and revenues, and an overview of the key issues for discussion this year:

FY23 BUDGET CALENDAR:

Date:	Time:	Location:
Tuesday February 1 st	6:00 PM	Zoom (Overview Presentation)
Wednesday February 2 nd	6:00 PM	Zoom
Tuesday February 8 th	6:00 PM	Zoom
Wednesday February 9 th	6:00 PM	Zoom
Tuesday March 1 st	6:00 PM	Zoom (Public Hearing)

PROPOSED FY23 EXPENSES AT-A-GLANCE:

TOWN OPERATING BUDGET: The proposed operating budget is \$13,663,738 which is an increase of 5.5% over FY22.

WASTEWATER TREATMENT: The proposed operating budget for the Enterprise Fund is \$2,658,492, which is a 10.1% increase over FY22. As an Enterprise Fund, all expenses associated with this budget are funded by the users of the system only. The proposed Capital Budget for the Wastewater Treatment Plant (WWTP) requests a total authorization of \$508,095 this year.

CAPITAL BUDGET: The proposed general fund capital budget requests a total authorization of \$5,078,000 this year, with \$854,000 in funding expected through other revenue sources such as CPA and Chapter 90 funding.

SCHOOL ASSESSMENT: The estimated assessment for our share of the Berkshire Hills Regional School District Budget is \$19,354,018, which is an increase of 5% over FY22.

ESTIMATED FY23 REVENUES AT-A-GLANCE:

PROPERTY TAXES: This year's budget assumes that \$26,122,008 of revenue will be collected through local property taxes. An increase of \$987,068 or 3.9%.

LOCAL RECEIPTS: This year's budget assumes that \$2,035,000 will be collected through our local revenue streams (an increase of \$10,000 or 0.5%). This includes motor vehicle excise taxes, license/permit and inspectional fees, local option taxes from rooms, meals, and the sale of retail marijuana products.

STATE AID: This year's budget assumes that we will receive approximately \$1,276,636 in state aid, an increase of \$49,101 or 4.0%.

FREE CASH: Our available general fund Certified Free Cash is \$6,481,554. Retained Earnings for the Enterprise Fund is certified at \$5,698,405. This year's budget proposes to apply \$4,100,000 in Free Cash to reduce the tax levy, an increase of \$575,000 or 16.3% over FY22.

OPERATING BUDGET HIGHLIGHTS AT-A-GLANCE
BY DEPARTMENT IN THE ORDER IN WHICH THEY APPEAR IN YOUR BUDGET BINDER:

Finance Committee 01131- While this budget is a significant decrease from the prior fiscal year, we included another contingency line this year for \$17,500. This is being proposed to allow for flexibility with salaries for recruiting/hiring and mid-year salary adjustments when appropriate or necessary for retention.

Technology 01136- This year's technology budget includes an increase of \$39,000 for software license fees, data services and telephones, as well as an increase to contracted services.

Human Resources 01152- This is a new budget for FY23. In FY22, this newly created position (shared with four other towns) was fully funded by a state grant. It's very likely that funding will extend into a portion of FY23, but as a precautionary measure, GB's full share is being requested (\$29,509).

Town Clerk 01161- The bulk of this increase is due to salary bumps in the Assistant Town Clerk line, as well as the need for election workers in what is expected to be a busy election year. The total increase requested is \$20,856 or an overall departmental increase of 16.07%.

Buildings and Grounds 01192- Several increases are being proposed in this budget that total \$66,750 or 9.05%. Some are necessary to address the sudden jump in prices for gasoline, oil, trash removal, custodial supplies, etc., but the majority of this increase is the result of a proposed gardening/landscaping laborer position beginning January 1, 2023. This is being proposed to specifically address the ongoing maintenance of town building gardens, veteran memorials, and town and village street gardens/planters.

Police Department 01210- This budget is relatively level for the coming year, but staffing changes are being proposed. The Chief will explain in more detail at the appropriate time. The total increase proposed is \$27,865 or 1.52% over FY22.

Fire Department 01220- Up this year by \$48,275 or 7.16%. This reflects an increase to both the Fire Chief's salary as well as a slight increase in the salary line for Firefighters. Other increases are included to cover equipment maintenance and repairs and Firefighter training.

DPW Highways 01422- An increase of \$122,145. This is primarily attributed to increases in the following lines: Street Maintenance and Repairs and Tree Services, although other minor increases for rising utility costs are also included.

Community Services 01528- An increase of \$5,000 is proposed this year. Historical Appropriations: FY17/\$20k, FY18/\$35k, FY19/\$30k, FY20/\$35k, FY21/\$25k, FY22/\$30k.

Parks & Recreation 01650- An increase of \$4,000. This proposed increase is for Youth Programming in the summer of 2022.

Celebrations and Events 01693- An increase of \$2,500 is requested for the upcoming year. This funding is used to cover the cost of Main Street's seasonal banner installations, to help fund various events, bandstand programming, and awards/recognitions throughout the year.

Debt Service 01752- An increase of \$236,486 or 11.44%. This increase is required to fund the additional principal and interest on bonds.

Retirement 01911- An increase of \$52,516 or 5.26%. This reflects the increase in our Medicare and Retirement Contribution assessments.

Insurance 01945- An increase of \$51,300 or 2.84%. The following lines were increased: Health & Life Insurance and Medical Services.

CONCLUSION:

This budget memo and the draft budget before you, is the culmination of hundreds of hours of staff and volunteer time. As our work concludes with these presentations later this month, your work begins.

I am very much looking forward to working with the Selectboard and Finance Committee in the coming weeks to discuss our priorities and develop a final budget that we can all support at the conclusion of this process.

I am grateful for the support of the various department heads and staff that participated in developing this budget and for their creative suggestions and ideas that will allow us to continue providing quality services to our residents while remaining fiscally responsible.

A special thank you goes out to our Town Accountant Sue Carmel for all her help with developing this year's budget and to our Assistant Town Manager Chris Rembold for his time developing and managing our Capital Improvement Plan.

Mark A. Pruhenski- Town Manager

Section 2
FY2023 Budget Projection

REVISED

Fiscal 2023 Budget Projection


	FY2022 Town Meeting Budget	FY2022 Budget at Tax Rate	FY2023 Proposed Budget	\$ Change from FY22 Tax Rate	% Change from FY22 Tax Rate
REVENUE:					
Tax Levy	\$ 25,016,333	\$ 25,134,939	\$ 25,747,241	\$ 612,302	2.4%
State Aid	\$ 1,195,215	\$ 1,227,535	\$ 1,245,542	\$ 18,007	1.5%
Local Receipts	\$ 2,025,000	\$ 2,025,000	\$ 2,035,000	\$ 10,000	0.5%
Enterprise Funds	\$ 2,414,500	\$ 2,414,500	\$ 2,658,492	\$ 243,992	10.1%
Free Cash to Reduce Tax Levy	\$ 3,525,000	\$ 3,525,000	\$ 4,100,000	\$ 575,000	16.3%
Retained Earnings/Enterprise Funds	\$ 20,000	\$ 20,000	\$ 64,600	\$ 44,600	223.0%
Free Cash for Special Article/Capital Equipment Funding	\$ 847,200	\$ 847,200	\$ 608,000	\$ (239,200)	-28.2%
TOTAL REVENUE	\$ 35,043,248	\$ 35,194,174	\$ 36,458,875	\$ 1,264,701	3.6%
TO BE RAISED:					
Town Budget	\$ 12,953,888	\$ 12,953,888	\$ 13,669,738	\$ 715,850	5.5%
School Budget Assessment	\$ 18,432,398	\$ 18,432,398	\$ 18,946,633	\$ 514,235	2.8%
Enterprise Fund (Wastewater)	\$ 2,414,500	\$ 2,414,500	\$ 2,658,492	\$ 243,992	10.1%
Total Budget	\$ 33,800,786	\$ 33,800,786	\$ 35,274,863	\$ 1,474,077	
Special Articles	\$ 840,000	\$ 840,000	\$ 620,000	\$ (220,000)	-26.2%
Capital Items (non-borrowing)	\$ 165,350	\$ 165,350	\$ 237,600	\$ 72,250	43.7%
State Assessments	\$ 61,643	\$ 61,643	\$ 64,495	\$ 2,852	4.6%
State Offsets	\$ 14,808	\$ 15,075	\$ 12,960	\$ (2,115)	-14.0%
Berkshire Regional Planning Assessment	\$ 5,661	\$ 5,661	\$ 5,957	\$ 296	5.2%
Other Amounts to be Raised (tax title litigation funds)	\$ 5,000	\$ -	\$ -	\$ -	0.0%
Snow & Ice Deficit	\$ -	\$ -	\$ -	\$ -	0.0%
Other Deficits to be Raised (grant deficit)	\$ -	\$ 141	\$ -	\$ (141)	0.0%
Abatements/Exemptions	\$ 150,000	\$ 305,518	\$ 243,000	\$ (62,518)	-20.5%
Total Assessments and Other Amounts to Be Raised	\$ 237,112	\$ 388,038	\$ 326,412	\$ (61,626)	
TOTAL TO BE RAISED	\$ 35,043,248	\$ 35,194,174	\$ 36,458,875	\$ 1,264,701	3.6%

Section 3

State Aid and Local Receipts

Estimated Local Receipts

	FY2021 Actuals	FY2023 Estimate
Motor Vehicle Excise	\$ 859,480	\$ 600,000
Other Excise		
- Room Occupancy	\$ 562,645	\$ 375,000
- Meals	\$ 249,465	\$ 180,000
- Cannabis	\$ 1,755,752	\$ -
Penalties/Interest on Taxes	\$ 245,042	\$ 75,000
Payment in Lieu of Taxes	\$ 55,327	\$ 5,000
Fees	\$ 362,382	\$ 372,500
- Cannabis Impact Fee	\$ 1,591,622	\$ -
Rentals	\$ 126,173	\$ 127,500
Other Departmental Revenue	\$ 70,378	\$ 85,000
Licenses & Permits	\$ 95,747	\$ 120,000
Fines & Forfeits	\$ 15,391	\$ 22,350
Investment Income	\$ 55,933	\$ 70,000
Miscellaneous Non-Recurring	\$ 46,062	\$ 2,650
Total Estimated Local Receipts	\$ 6,091,399	\$ 2,035,000


\$ 4,056,399

**Historically use conservative estimate
 resulting in the excess flowing
 directly to Free Cash**

FY2023 Preliminary Cherry Sheet Estimates Great Barrington

(released: 1/26/22 4:30pm)

PROGRAM	FY2022 Cherry Sheet Estimate	FY2023 Governor's Budget Proposal	FY2023 House Preliminary Budget Proposal	FY2023 Senate Preliminary Budget Proposal	FY2023 Conference Committee
Education Receipts:					
Chapter 70	0	0			
School Transportation	0				
Charter Tuition Reimbursement	0				
Smart Growth School Reimbursement	0				
Offset Receipts:					
School Choice Receiving Tuition	0	0			
Sub-Total, All Education Items:	0	0			
General Government:					
Unrestricted Gen Gov't Aid	834,083	856,603			
Local Share of Racing Taxes	0	0			
Regional Public Libraries	0	0			
Veterans Benefits	63,215	61,535			
Exemp: VBS and Elderly	34,703	34,143			
State Owned Land	280,459	280,301			
Offset Receipts:					
Public Libraries	15,075	12,960			
Sub-Total, All General Government:	1,227,535	1,245,542			
Total Estimated Receipts:	1,227,535	1,245,542			

PROGRAM	FY2022 Cherry Sheet Estimate	FY2023 Governor's Budget Proposal	FY2023 House Preliminary Budget Proposal	FY2023 Senate Preliminary Budget Proposal	FY2023 Conference Committee
County Assessments:					
County Tax	0	0			
Suffolk County Retirement	0	0			
Sub-Total, County Assessments:	0	0			
State Assessments and Charges:					
Retired Employees Health Insurance	0	0			
Retired Teachers Health Insurance	0	0			
Mosquito Control Projects	0	0			
Air Pollution Districts	2,641	2,723			
Metropolitan Area Planning Council	0	0			
Old Colony Planning Council	0	0			
RMV Non-Renewal Surcharge	4,800	4,200			
Sub-Total, State Assessments:	7,441	6,923			
Transportation Authorities:					
MBTA	0	0			
Boston Metro. Transit District	0	0			
Regional Transit	54,202	57,572			
Sub-Total, Transp Authorities:	54,202	57,572			
Annual Charges Against Receipts:					
Multi-Year Repayment Program	0	0			
Special Education	0	0			
STRAP Repayments	0	0			
Sub-Total, Annual Charges:	0	0			
Tuition Assessments:					
School Choice Sending Tuition	0	0			
Charter School Sending Tuition	0	0			
Sub-Total, Tuition Assessments:	0	0			
Total All Estimated Charges:	61,643	64,495			

Section 4
Debt Service Obligations

FY2023 Debt Schedule

	Issue Date	Term	Maturity Date	Amount of Original Issue	7/1/2022 Balance	Principal	Interest	Interest	FY22 Debt Service	6/30/2023 Balance
General Fund:										
2013 Bond	8/1/2013	15	6/1/2028	\$ 3,281,600	\$ 665,000	\$ 240,000.00	\$ 10,275.00	\$ 10,275.00	\$ 260,550.00	\$ 425,000.00
2014 Bond	6/15/2014	10	6/1/2024	\$ 1,657,280	\$ 300,000	\$ 150,000.00	\$ 4,500.00	\$ 4,500.00	\$ 159,000.00	\$ 150,000.00
2016 Bond	5/26/2016	10	6/15/2027	\$ 4,725,000	\$ 2,080,000	\$ 440,000.00	\$ 25,200.00	\$ 25,200.00	\$ 490,400.00	\$ 1,640,000.00
2017 Bond	10/26/2017	15	4/15/2033	\$ 3,365,000	\$ 2,395,000	\$ 325,000.00	\$ 37,600.00	\$ 37,600.00	\$ 400,200.00	\$ 2,070,000.00
Fire Station Refunding (2007)	10/26/2017	7	4/15/2024	\$ 265,000	\$ 90,000	\$ 45,000.00	\$ 1,800.00	\$ 1,800.00	\$ 48,600.00	\$ 45,000.00
2021 Bond	1/26/2021	20	7/15/2040	\$ 4,027,099	\$ 3,565,000	\$ 415,000.00	\$ 52,590.00	\$ 44,290.00	\$ 511,880.00	\$ 3,150,000.00
2022 Bond	11/17/2021	20	11/15/2041	\$ 2,511,900	\$ 2,511,900	\$ 251,900.00	\$ 46,547.50	\$ 40,250.00	\$ 338,697.50	\$ 2,260,000.00
					\$ 11,606,900	\$ 1,866,900.00	\$ 178,512.50	\$ 163,915.00	\$ 2,209,327.50	\$ 9,740,000.00
							342,427.50			
Wastewater:										
2013 Bond	8/1/2013	15	6/1/2028	\$ 268,600	\$ 120,000	\$ 20,000.00	\$ 1,875.00	\$ 1,875.00	\$ 23,750.00	\$ 100,000.00
2021 Bond	1/26/2021	20	7/15/2040	\$ 962,901	\$ 910,000	\$ 55,000.00	\$ 11,482.50	\$ 10,382.50	\$ 76,865.00	\$ 855,000.00
2022 Bond	11/17/2021	20	11/15/2041	\$ 308,100	\$ 308,100	\$ 58,100.00	\$ 6,677.50	\$ 5,225.00	\$ 70,002.50	\$ 250,000.00
MCWT CW 12-23*	2/11/2016	20	2/11/2026	\$ 4,210,000	\$ 3,131,054	\$ 193,748.00	\$ 31,310.54	\$ 31,310.54	\$ 256,369.08	\$ 2,937,306.00
MCWT CWP 15-24	4/13/2017	20	4/13/2027	\$ 4,579,305	\$ -	\$ -	\$ -	\$ -	\$ -	\$ -
MCWT CWP 15-24* (refinanced)	4/11/2019	18	1/15/2037	\$ 4,188,163	\$ 3,597,678	\$ 205,444.65	\$ 35,976.78	\$ 35,976.78	\$ 277,398.21	\$ 3,392,233.69
					\$ 8,066,832	\$ 532,292.65	\$ 87,322.32	\$ 84,769.82	\$ 704,384.79	\$ 7,534,539.69
							172,092.14			

MCWT CW 12-23*	additional costs of \$4,696.58 for FY23 admin fees	(2 pymts of \$2,348.29)
MCWT CWP 15-24*	additional costs of \$5,396.52 for FY23 admin fees	(2 pymts of \$2,698.26)

Town of Great Barrington, Massachusetts
Proposed FY2023 Long-Term Principal & Interest Payments
(as of January 5, 2022)

Date	Issue : Purpose	Principal	Interest	Total P+I	
07/15/2022	February 11 2016 MCWT CW-12-23 (I) : SINGLE PURPOSE	-	31,310.54	31,310.54	
	April 11 2019 MCWT CWP-15-24 (I) : SINGLE PURPOSE	-	35,976.78	35,976.78	
	January 26 2021 : Streets/Roads/ Sidewalks I (I)	80,000.00	12,487.50	92,487.50	
	January 26 2021 : Streets/Roads/ Sidewalks II (I)	35,000.00	5,635.00	40,635.00	
	January 26 2021 : Building Improvements (I)	5,000.00	867.50	5,867.50	
	January 26 2021 : Highway Dump Truck I (I)	25,000.00	1,750.00	26,750.00	
	January 26 2021 : Technology I (I)	10,000.00	1,050.00	11,050.00	
	January 26 2021 : Technology II (I)	5,000.00	525.00	5,525.00	
	January 26 2021 : Olympian Meadow Improvements (I)	10,000.00	200.00	10,200.00	
	January 26 2021 : Highway Dump Truck II (I)	30,000.00	2,700.00	32,700.00	
	January 26 2021 : Park & Open Space Improvements (I)	5,000.00	100.00	5,100.00	
	January 26 2021 : Highway Storage Garage (I)	5,000.00	835.00	5,835.00	
	January 26 2021 : Highway Storage Facility (I)	10,000.00	2,335.00	12,335.00	
	January 26 2021 : Road and Sidewalk Improvement Engineering (I)	25,000.00	3,720.00	28,720.00	
	January 26 2021 : Division St Bridge Repairs (I)	20,000.00	3,227.50	23,227.50	
	January 26 2021 : Street Improvements (I)	40,000.00	6,172.50	46,172.50	
	January 26 2021 : Police Cruisers (2) (I)	25,000.00	1,250.00	26,250.00	
	January 26 2021 : Dump Trucks (3) (I)	50,000.00	4,825.00	54,825.00	
	January 26 2021 : Portable Radios (6) - Police Department (I)	5,000.00	625.00	5,625.00	
	January 26 2021 : Turnout Gear - Fire Department (I)	10,000.00	1,075.00	11,075.00	
	January 26 2021 : Telecommunication System Upgrades (I)	5,000.00	250.00	5,250.00	
	January 26 2021 : Park and Open Space Improvements (I)	5,000.00	625.00	5,625.00	
	January 26 2021 : Sewer System Improvements I (I)	15,000.00	2,960.00	17,960.00	
	January 26 2021 : Sewer System Improvements II (I)	10,000.00	2,335.00	12,335.00	
	January 26 2021 : Sewer System Improvements III (I)	30,000.00	6,187.50	36,187.50	
	January 26 2021 : Various Building Improvements II (I)	10,000.00	2,335.00	12,335.00	
	Subtotal		\$470,000.00	\$131,359.82	\$601,359.82
	10/15/2022	October 26 2017 : Building Remodeling 1 (I)	-	4,330.63	4,330.63
		October 26 2017 : Building Remodeling 2 (I)	-	853.13	853.13
		October 26 2017 : Bridge Reconstruction (I)	-	12,221.00	12,221.00
		October 26 2017 : Public Way (I)	-	6,479.63	6,479.63
October 26 2017 : Departmental Equipment 1 (I)		-	251.75	251.75	
October 26 2017 : Departmental Equipment 2 (I)		-	1,788.75	1,788.75	
October 26 2017 : Departmental Equipment - Fire (IE)		-	6,750.00	6,750.00	
October 26 2017 : Departmental Equipment - Public Works (I)		-	1,837.50	1,837.50	
October 26 2017 : Engineering Services (I)		-	400.00	400.00	
October 26 2017 : Computer Hardware (I)		-	487.63	487.63	
October 26 2017 : Cur Ref Oct 1 2009 Building Construction(Fire)(IE)		-	2,200.00	2,200.00	
October 26 2017 : Cur Ref Oct 1 2009 Depart Equip (Fire) (I)		-	1,800.00	1,800.00	
Subtotal			-	\$39,400.02	\$39,400.02
11/15/2022		November 17 2021 : Building Improvements (I)	10,000.00	2,450.00	12,450.00
	November 17 2021 : Fiberoptics (I)	1,850.00	46.25	1,896.25	
	November 17 2021 : Division St Bridge Repairs (I)	15,000.00	3,100.00	18,100.00	
	November 17 2021 : Christian Hill Road Culverts (I)	15,000.00	2,600.00	17,600.00	
	November 17 2021 : St. James Place/Taconic Roadway (I)	20,000.00	4,375.00	24,375.00	
	November 17 2021 : Street Improvements (I)	41,000.00	9,100.00	50,100.00	
	November 17 2021 : EMS/Service Vehicle (I)	10,000.00	1,300.00	11,300.00	
	November 17 2021 : Jaws of Life (fire dept) (I)	7,900.00	572.50	8,472.50	
	November 17 2021 : Dump Truck with Plow & Sander (I)	39,000.00	5,275.00	44,275.00	
	November 17 2021 : Roadside Mower (I)	24,100.00	3,727.50	27,827.50	
	November 17 2021 : Mowers (I)	8,300.00	707.50	9,007.50	
	November 17 2021 : 1-Ton Roller (I)	4,750.00	743.75	5,493.75	
	November 17 2021 : Ramsdell Library HVAC System/Furnace (I)	5,000.00	1,475.00	6,475.00	
	November 17 2021 : Selectboard Meeting Room Improvements (I)	5,000.00	500.00	5,500.00	
	November 17 2021 : Engineering (I)	15,000.00	3,425.00	18,425.00	
	November 17 2021 : Old Route 7 Greenway Path (I)	19,000.00	4,425.00	23,425.00	
	November 17 2021 : Lake Mansfield Road Engineering (I)	5,000.00	925.00	5,925.00	
	November 17 2021 : Inflow & Infiltration Study Engineering (I)	36,500.00	3,287.50	39,787.50	
	November 17 2021 : Maple/Main Street Sewer Replacements (I)	5,000.00	1,475.00	6,475.00	
	November 17 2021 : F350 Service Truck with Plow & Crane (I)	16,600.00	1,915.00	18,515.00	
	November 17 2021 : Transfer Station Improvements (IE)	5,000.00	975.00	5,975.00	
November 17 2021 : Housatonic Fire Station Repairs (IE)	1,000.00	825.00	1,825.00		
Subtotal		\$310,000.00	\$53,225.00	\$363,225.00	
12/01/2022	August 1 2013 : Sewer (I)	-	1,875.00	1,875.00	
	August 1 2013 : Public Way 1 (I)	-	450.00	450.00	
	August 1 2013 : Public Way 2 (I)	-	300.00	300.00	
	August 1 2013 : Public Way 3 (I)	-	750.00	750.00	
	August 1 2013 : Public Way 4 (I)	-	750.00	750.00	
	August 1 2013 : Departmental Equipment (Fire) 1 (IE)	-	825.00	825.00	
	August 1 2013 : Departmental Equipment (Fire) 2 (IE)	-	7,200.00	7,200.00	
Subtotal		-	\$12,150.00	\$12,150.00	

Date	Issue : Purpose	Principal	Interest	Total P+I
12/15/2022	June 15 2014 : Building Remodeling 1 (IE)	-	2,340.00	2,340.00
	June 15 2014 : Building Remodeling 2 (I)	-	180.00	180.00
	June 15 2014 : Public Way (I)	-	1,500.00	1,500.00
	June 15 2014 : Departmental Equipment 1 (Public Works) (I)	-	480.00	480.00
	May 26 2016 : Building Remodeling (municipal) (IE)	-	2,250.00	2,250.00
	May 26 2016 : Adv Ref June 15 2007 Fire Station Construction(IE)	-	22,950.00	22,950.00
Subtotal		-	\$29,700.00	\$29,700.00
01/15/2023	February 11 2016 MCWT CW-12-23 (I) : SINGLE PURPOSE	193,748.00	31,310.54	225,058.54
	April 11 2019 MCWT CWP-15-24 (I) : SINGLE PURPOSE	205,444.65	35,976.78	241,421.43
	January 26 2021 : Streets/Roads/ Sidewalks I (I)	-	10,887.50	10,887.50
	January 26 2021 : Streets/Roads/ Sidewalks II (I)	-	4,935.00	4,935.00
	January 26 2021 : Building Improvements (I)	-	767.50	767.50
	January 26 2021 : Highway Dump Truck I (I)	-	1,250.00	1,250.00
	January 26 2021 : Technology I (I)	-	850.00	850.00
	January 26 2021 : Technology II (I)	-	425.00	425.00
	January 26 2021 : Highway Dump Truck II (I)	-	2,100.00	2,100.00
	January 26 2021 : Highway Storage Garage (I)	-	735.00	735.00
	January 26 2021 : Highway Storage Facility (I)	-	2,135.00	2,135.00
	January 26 2021 : Road and Sidewalk Improvement Engineering (I)	-	3,220.00	3,220.00
	January 26 2021 : Division St Bridge Repairs (I)	-	2,827.50	2,827.50
	January 26 2021 : Street Improvements (I)	-	5,372.50	5,372.50
	January 26 2021 : Police Cruisers (2) (I)	-	750.00	750.00
	January 26 2021 : Dump Trucks (3) (I)	-	3,825.00	3,825.00
	January 26 2021 : Portable Radios (6) - Police Department (I)	-	525.00	525.00
	January 26 2021 : Turnout Gear - Fire Department (I)	-	875.00	875.00
	January 26 2021 : Telecommunication System Upgrades (I)	-	150.00	150.00
	January 26 2021 : Park and Open Space Improvements (I)	-	525.00	525.00
	January 26 2021 : Sewer System Improvements I (I)	-	2,660.00	2,660.00
	January 26 2021 : Sewer System Improvements II (I)	-	2,135.00	2,135.00
	January 26 2021 : Sewer System Improvements III (I)	-	5,587.50	5,587.50
January 26 2021 : Various Building Improvements II (I)	-	2,135.00	2,135.00	
Subtotal		\$399,192.65	\$121,959.82	\$521,152.47
04/15/2023	October 26 2017 : Building Remodeling 1 (I)	26,000.00	4,330.63	30,330.63
	October 26 2017 : Building Remodeling 2 (I)	9,100.00	853.13	9,953.13
	October 26 2017 : Bridge Reconstruction (I)	70,400.00	12,221.00	82,621.00
	October 26 2017 : Public Way (I)	46,700.00	6,479.63	53,179.63
	October 26 2017 : Departmental Equipment 1 (I)	3,800.00	251.75	4,051.75
	October 26 2017 : Departmental Equipment 2 (I)	27,000.00	1,788.75	28,788.75
	October 26 2017 : Departmental Equipment - Fire (IE)	40,000.00	6,750.00	46,750.00
	October 26 2017 : Departmental Equipment - Public Works (I)	19,600.00	1,837.50	21,437.50
	October 26 2017 : Engineering Services (I)	20,000.00	400.00	20,400.00
	October 26 2017 : Computer Hardware (I)	7,400.00	487.63	7,887.63
	October 26 2017 : Cur Ref Oct 1 2009 Building Construction(Fire)(IE)	55,000.00	2,200.00	57,200.00
	October 26 2017 : Cur Ref Oct 1 2009 Depart Equip (Fire) (I)	45,000.00	1,800.00	46,800.00
	Subtotal		\$370,000.00	\$39,400.02
05/15/2023	November 17 2021 : Building Improvements (I)	-	2,200.00	2,200.00
	November 17 2021 : Division St Bridge Repairs (I)	-	2,725.00	2,725.00
	November 17 2021 : Christian Hill Road Culverts (I)	-	2,225.00	2,225.00
	November 17 2021 : St. James Place/Taconic Roadway (I)	-	3,875.00	3,875.00
	November 17 2021 : Street Improvements (I)	-	8,075.00	8,075.00
	November 17 2021 : EMS/Service Vehicle (I)	-	1,050.00	1,050.00
	November 17 2021 : Jaws of Life (fire dept) (I)	-	375.00	375.00
	November 17 2021 : Dump Truck with Plow & Sander (I)	-	4,300.00	4,300.00
	November 17 2021 : Roadside Mower (I)	-	3,125.00	3,125.00
	November 17 2021 : Mowers (I)	-	500.00	500.00
	November 17 2021 : 1-Ton Roller (I)	-	625.00	625.00
	November 17 2021 : Ramsdell Library HVAC System/Furnace (I)	-	1,350.00	1,350.00
	November 17 2021 : Selectboard Meeting Room Improvements (I)	-	375.00	375.00
	November 17 2021 : Engineering (I)	-	3,050.00	3,050.00
	November 17 2021 : Old Route 7 Greenway Path (I)	-	3,950.00	3,950.00
	November 17 2021 : Lake Mansfield Road Engineering (I)	-	800.00	800.00
	November 17 2021 : Inflow & Infiltration Study Engineering (I)	-	2,375.00	2,375.00
November 17 2021 : Maple/Main Street Sewer Replacements (I)	-	1,350.00	1,350.00	
November 17 2021 : F350 Service Truck with Plow & Crane (I)	-	1,500.00	1,500.00	
November 17 2021 : Transfer Station Improvements (IE)	-	850.00	850.00	
November 17 2021 : Housatonic Fire Station Repairs (IE)	-	800.00	800.00	
Subtotal		-	\$45,475.00	\$45,475.00
06/01/2023	August 1 2013 : Sewer (I)	20,000.00	1,875.00	21,875.00
	August 1 2013 : Public Way 1 (I)	30,000.00	450.00	30,450.00
	August 1 2013 : Public Way 2 (I)	20,000.00	300.00	20,300.00
	August 1 2013 : Public Way 3 (I)	50,000.00	750.00	50,750.00
	August 1 2013 : Public Way 4 (I)	50,000.00	750.00	50,750.00
	August 1 2013 : Departmental Equipment (Fire) 1 (IE)	15,000.00	825.00	15,825.00
	August 1 2013 : Departmental Equipment (Fire) 2 (IE)	75,000.00	7,200.00	82,200.00
	Subtotal		\$260,000.00	\$12,150.00
06/15/2023	June 15 2014 : Building Remodeling 1 (IE)	78,000.00	2,340.00	80,340.00
	June 15 2014 : Building Remodeling 2 (I)	6,000.00	180.00	6,180.00
	June 15 2014 : Public Way (I)	50,000.00	1,500.00	51,500.00
	June 15 2014 : Departmental Equipment 1 (Public Works) (I)	16,000.00	480.00	16,480.00
	May 26 2016 : Building Remodeling (municipal) (IE)	45,000.00	2,250.00	47,250.00
	May 26 2016 : Adv Ref June 15 2007 Fire Station Construction(IE)	395,000.00	22,950.00	417,950.00
Subtotal		\$590,000.00	\$29,700.00	\$619,700.00
Total		\$2,399,192.65	\$514,519.68	\$2,913,712.33

Town of Great Barrington, Massachusetts

Authorized but Unissued Debt

as of November 17, 2021

Article	Date of Authorization	Amount Originally Authorized	Authorized Unissued	Purpose
4	5/2/2011	\$ 605,000	\$ 575,000	Storm Water Systems
9	5/7/2012	4,500,000	21,400	Sewer System Improvements (Phase 1)
8	5/5/2014	13,200,000	7,142,806	Sewer System Improvements (CW-19-43)
5	5/4/2015	139,464	1,464	Dump Truck
4	5/9/2016	225,000	29,000	Dump Truck
4	5/9/2016	200,000	200,000	Fire Department Equipment (Air Packs)
4	5/9/2016	70,300	11,300	Police Computer (hardware)
4	5/9/2016	24,000	24,000	Police Phone System
4	5/9/2016	45,600	45,600	Police Cruisers
4	5/9/2016	45,000	45,000	Pickup Truck
4	5/9/2016	33,000	2,500	Voting Machines
4	5/1/2017	836,000	225,000	Building Improvements
4	5/1/2017	190,000	11,910	Highway Dump Truck
4	5/1/2017	100,000	8,000	Police Cruisers
4	5/1/2017	100,000	1,850	Engineering
4	5/1/2017	70,000	700	Departmental Equipment (Antennae Replacement)
4	5/1/2017	55,000	1,100	Highway Skid Steer
4 (item iii)	5/7/2018	53,000	200	Police Cruisers
4 (item v)	5/7/2018	50,000	2,500	Highway Service Truck
4 (item vi)	5/7/2018	16,500	1,300	Cemetery Mower
4 (item vii)	5/7/2018	10,000	2,500	Cemetery Leaf Blower
4 (item ii)	5/7/2018	215,000	200,000	Various Building Improvements (exempt)
7 (item i)	5/6/2019	4,000,000	3,580,000	Division St Bridge Repairs
7 (item i)	5/6/2019	350,000	200,000	Christian Hill Rd Culvers
7 (item i)	5/6/2019	450,000	200,000	St James Place
7 (item ii)	5/6/2019	400,000	100,000	Various Building Improvements (exempt) - \$200,000
7 (item iii)	5/6/2019	125,000	14,000	Police Cruisers (2)
7 (item iv)	5/6/2019	410,000	80,000	Dump Trucks (3)
7 (item v)	5/6/2019	45,000	19	Portable Radios (6) - Police Department
7 (item vii)	5/6/2019	50,000	25,000	Telecommunication System Upgrades
6	6/22/2020	300,000	100,000	Street/Bridge Repair Engineering
6	6/22/2020	120,000	120,000	Bridge Engineering
6	6/22/2020	930,000	930,000	Street Improvements
6	6/22/2020	300,000	200,000	Ramsdell Library HVAC System/Furnace
6	6/22/2020	160,000	160,000	Town Hall Elevator Repair
6	6/22/2020	20,000	20,000	Town Hall Improvements (Carpet/Furniture)
6	6/22/2020	127,500	9,000	Police Cruisers (2)
6	6/22/2020	230,000	1,000	Highway Dump Truck w/ Plow & Sander
6	6/22/2020	180,000	900	Roadside Mower
6	6/22/2020	32,000	3,700	Mowers (2)
6	6/22/2020	30,000	250	1-ton Roller
6	6/22/2020	25,000	2,100	Fire Equipment - Jaws of Life
6	6/22/2020	60,000	60,000	Parks Equipment
8	6/22/2020	400,000	300,000	Sewer Mains
8	6/22/2020	200,000	68,500	Sewer I/I Study
8	6/22/2020	90,000	13,400	Sewer Department Service Vehicle
7	6/7/2021	145,450	145,450	Combination Backhoe/Loader
7	6/7/2021	79,500	79,500	Truck Lift
7	6/7/2021	124,300	124,300	Sidewalk Plow and Sander
7	6/7/2021	53,000	53,000	Ticket Kiosk - Transfer Station
7	6/7/2021	65,000	65,000	Ried Cleaners Cleanup
7	6/7/2021	100,000	100,000	Police Station Generator
7	6/7/2021	100,000	100,000	Public Restrooms
7	6/7/2021	300,000	300,000	Bridge Improvements
9	6/7/2021	185,500	185,500	Sewer System Management/Maintenance Plan
9	6/7/2021	200,000	200,000	Sewer Manhole Rehabilitation
		<u>\$ 16,093,749</u>		

Section 5
Historical Property Tax Data

Estimated Tax Rate Calculation, Levy Limit and Free Cash Historicals

Estimated Tax Rate Calculation	FY2020	FY2021	FY2022	FY2023
Total Assessed Valuation	1,523,392,459	1,540,736,695	1,691,449,482	1,691,449,482 *
Amount to Be Raised by Taxes/Levy	\$23,993,431	\$24,636,380	\$25,134,939	\$25,747,241
Estimated Tax Rate @ Town Meeting	\$16.02	\$16.19	\$16.22	\$15.22
Actual Tax Rate	\$15.75	\$15.99	\$14.86	
Tax Rate increase/(decrease) over Prior Year	\$0.38	\$0.24	-\$1.13	\$0.36
Taxes per \$100,000 Assessed Value	\$1,575	\$1,599	\$1,486	\$1,522
Tax increase/(decrease) on \$100,000 of AV	\$3.00	\$24.00	-\$113.00	\$36.20

*based off of prior year assessed values

Levy Limit Increase	FY2020	FY2021	FY2022	FY2023
Prior Year Levy Limit	\$ 22,803,152	\$ 23,576,289	\$ 24,555,636	\$ 25,753,823
Plus 2.5%	\$ 23,382,015	\$ 24,165,696	\$ 25,169,527	\$ 26,397,669
New Growth	\$ 194,274	\$ 389,940	\$ 584,296	\$ 150,000 *
Current Year/Estimated Levy Limit	\$ 23,576,289	\$ 24,555,636	\$ 25,753,823	\$ 26,547,669
Debt Exclusions	\$ 1,397,348	\$ 1,377,362	\$ 1,374,492	\$ 1,374,000 *
Current Year/Estimated Maximum Levy Limit	\$ 24,973,637	\$ 25,932,998	\$ 27,128,315	\$ 27,921,669
Current Year/Estimated Tax Levy	\$ 23,993,431	\$ 24,636,380	\$ 25,134,939	\$ 25,747,241
Amount Under Levy	\$ (980,206)	\$ (1,296,618)	\$ (1,993,376)	\$ (2,174,428)

*estimate

Free Cash Balance** & Uses	Certified Free Cash Balance	Town Meeting Appropriated Free Cash	Unappropriated Free Cash
FY22	\$ 6,481,554	\$ 4,708,000	\$ 1,773,554
FY21	\$ 5,614,845	\$ 4,372,200	\$ 1,242,645
FY20	\$ 2,931,025	\$ 2,529,000	\$ 402,025
FY19	\$ 3,515,497	\$ 2,950,000	\$ 565,497
FY18	\$ 1,928,130	\$ 1,542,504	\$ 385,626
FY17	\$ 3,077,407	\$ 2,540,000	\$ 537,407
FY16	\$ 2,696,949	\$ 2,150,000	\$ 546,949
FY15	\$ 2,926,075	\$ 2,350,000	\$ 576,075

** Free Cash is certified from the prior fiscal year's operations

History of Property Values and Tax Levies

Budget Year	Total Assessed Value	Property Tax	Tax Rate per \$1,000 Assessed Value	Median Single Family Home Value	Median Tax Bill	Increase/ (Decrease)	% Increase/ Decrease
2023*	\$ 1,691,449,482	\$ 25,747,241	\$15.22	\$348,400	\$5,303.34	\$283.28	5.9%
2022	\$ 1,691,449,482	\$ 25,134,939	\$14.86	\$348,400	\$5,177.22	\$157.16	3.2%
2021	\$ 1,540,736,695	\$ 24,636,380	\$15.99	\$313,950	\$5,020.06	\$80.07	1.7%
2020	\$ 1,523,392,459	\$ 23,993,431	\$15.75	\$313,650	\$4,939.99	\$135.17	3.0%
2019	\$ 1,494,974,463	\$ 23,500,999	\$15.72	\$305,650	\$4,804.82	\$295.84	6.6%
2018	\$ 1,440,219,751	\$ 21,574,492	\$14.98	\$301,000	\$4,508.98	\$150.88	3.5%
2017	\$ 1,426,915,909	\$ 20,832,972	\$14.60	\$298,500	\$4,358.10	\$123.97	2.9%
2016	\$ 1,386,204,580	\$ 19,808,863	\$14.29	\$296,300	\$4,234.13	\$194.96	4.8%
2015	\$ 1,370,499,134	\$ 18,803,248	\$13.72	\$294,400	\$4,039.17	\$185.42	4.8%
2014	\$ 1,322,379,245	\$ 17,931,463	\$13.56	\$284,200	\$3,853.75	-\$111.90	-2.8%
2013	\$ 1,360,883,527	\$ 17,882,010	\$13.14	\$301,800	\$3,965.65	\$16.53	0.4%
2012	\$ 1,351,621,807	\$ 17,733,277	\$13.12	\$301,000	\$3,949.12	\$140.61	3.7%
2011	\$ 1,392,020,846	\$ 16,926,973	\$12.16	\$313,200	\$3,808.51	\$4.61	0.1%
2010	\$ 1,451,065,595	\$ 16,716,276	\$11.52	\$330,200	\$3,803.90	\$138.03	3.8%
2009	\$ 1,427,357,423	\$ 16,214,780	\$11.36	\$322,700	\$3,665.87	\$258.18	7.6%
2008	\$ 1,351,145,810	\$ 15,240,925	\$11.28	\$302,100	\$3,407.69	\$254.45	8.1%
2007	\$ 1,246,355,681	\$ 14,208,455	\$11.40	\$276,600	\$3,153.24	-\$0.44	0.0%
2006	\$ 1,032,428,583	\$ 13,896,489	\$13.46	\$234,300	\$3,153.68	\$209.06	7.1%
2005	\$ 871,438,862	\$ 12,862,438	\$14.76	\$199,500	\$2,944.62	\$186.90	6.8%
2004	\$ 805,151,570	\$ 11,835,728	\$14.70	\$187,600	\$2,757.72	-\$264.69	

* estimate based on current year assessed value

Section 6
FY2023 Departmental Budgets

Budget Directory

<u>Department</u>	<u>Page No.</u>
Selectboard/Town Manager	1
Finance Committee	2
Town Accountant	3
Technology	4
Assessors' Office	5
Collector/Treasurer	6
Human Resources	7
Town Clerk	8
Conservation	9
Planning Board	10
Zoning Board of Appeals	11
Planning/Community Development	12
Buildings and Grounds	13
Police Department	14
Fire Department	15
Emergency Management	16
Building Inspectors	17
Animal Control Officer	18
Highway Department	19
Health Department	20
Community Services	21
Council on Aging	22
Veterans' Affairs	23
Libraries	24
Parks and Recreation	25
Boards and Commissions	26
Celebrations and Events	27
Debt Service	28
Retirement	29
Insurance	30
Wastewater	31
Budget Totals	32

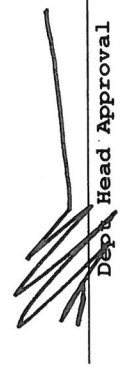
Budget Summary

REVISED

Department	FY2021 Town Meeting Vote	FY2022 Town Meeting Vote	FY2023 Proposed Budget	Increase/ (Decrease) (FY22-FY23)	% Change (FY22-FY23)
Selectboard/Town Manager	\$ 414,427	\$ 438,820	\$ 435,555	\$ (3,265)	-1%
Finance Committee	253,300	160,300	117,800	(42,500)	-27%
Financial Coordinator/Town Accountant	146,550	153,845	159,880	6,035	4%
Technology	215,150	235,000	274,000	39,000	17%
Assessors' Office	154,575	176,505	187,645	11,140	6%
Collector/Treasurer	208,437	224,547	230,860	6,313	3%
Human Resources	-	-	19,509	19,509	100%
Town Clerk	130,698	129,801	150,657	20,856	16%
Conservation	30,685	31,847	31,245	(602)	-2%
Planning Board	5,250	5,350	5,450	100	2%
Zoning Board of Appeals	1,300	1,300	1,300	-	0%
Planning/Community Development	134,850	138,910	146,905	7,995	6%
Total General Government	\$ 1,695,222	\$ 1,696,225	\$ 1,760,806	\$ 64,581	3.8%
Police	\$ 1,723,347	\$ 1,839,010	\$ 1,866,875	\$ 27,865	2%
Fire	624,496	674,020	717,295	43,275	6%
Emergency Management	21,103	21,005	19,790	(1,215)	-6%
Building Inspectors	167,013	176,912	183,665	6,753	4%
Animal Control Officer	12,520	12,200	12,200	-	0%
Total Public Safety	\$ 2,548,479	\$ 2,723,147	\$ 2,799,825	\$ 76,678	2.8%
Buildings and Grounds	\$ 684,325	\$ 737,590	\$ 804,340	\$ 66,750	9%
Highway	1,623,933	1,739,288	1,861,433	122,145	7%
Total Public Works	\$ 2,308,258	\$ 2,476,878	\$ 2,665,773	\$ 188,895	7.6%
Health Department	\$ 117,775	\$ 113,503	\$ 125,295	\$ 11,792	10%
Community Services	25,000	30,000	35,000	5,000	17%
Council on Aging	147,161	156,469	164,431	7,962	5%
Veterans' Affairs	143,700	155,700	147,935	(7,765)	-5%
Libraries	559,958	576,665	586,040	9,375	2%
Parks & Recreation	115,000	118,000	122,000	4,000	3%
Boards & Commissions	19,970	22,970	15,500	(7,470)	-33%
Total Cultural/Recreation/Human Services	\$ 1,128,564	\$ 1,173,307	\$ 1,196,201	\$ 22,894	2.0%
Celebrations and Events	\$ 9,000	\$ 12,500	\$ 15,000	\$ 2,500	20%
Total Miscellaneous	\$ 9,000	\$ 12,500	\$ 15,000	\$ 2,500	20%
Debt Service	\$ 1,803,116	\$ 2,067,842	\$ 2,304,328	\$ 236,486	11%
Retirement	\$ 965,411	\$ 999,289	\$ 1,051,805	\$ 52,516	5%
Insurance	\$ 1,765,452	\$ 1,804,700	\$ 1,876,000	\$ 71,300	4%
Total Town Budget	\$ 12,223,502	\$ 12,953,888	\$ 13,669,738	\$ 715,850	5.5%
School Assessment	\$ 17,567,344	\$ 18,432,398	\$ 18,946,633	\$ 514,235	2.8%
Total Operating Budget	\$ 29,790,846	\$ 31,386,286	\$ 32,616,371	\$ 1,230,085	3.9%
Wastewater	\$ 2,372,973	\$ 2,414,500	\$ 2,658,492	\$ 243,992	10%

Selectboard/Town Manager: 01122

Account	Account Name	Positions		FY2021	FY2022	FY2022	FY2023	FY2023
		FY22 REQ	FY23 REQ	Year-end Actuals	Town Meeting Vote	Actuals thru 12/31/21	Budget Request	Town Manager Recommended
51105	Selectboard			\$ 18,125	\$ 23,500	\$ 9,792	\$ 24,500	\$ 24,500
51108	Town Manager	1	1	\$ 122,400	\$ 124,850	\$ 60,750	\$ 127,350	\$ 127,350
51113	Administration	2	2	\$ 105,430	\$ 106,470	\$ 51,618	\$ 108,205	\$ 108,205
51114	Committee Clerks			\$ 3,884	\$ 6,000	\$ 1,237	\$ 6,000	\$ 6,000
51200	Intern			\$ 1,065	\$ 1,500	\$ 1,238	\$ 1,500	\$ 1,500
51420	Longevity Pay			\$ 750	\$ 500	\$ 500	\$ 500	\$ 500
	TOTAL PERSONNEL:	3	3	\$ 251,654	\$ 262,820	\$ 125,135	\$ 268,055	\$ 268,055
52000	Contracted Services			\$ 3,000	\$ 48,000	\$ 16,330	\$ 28,000	\$ 28,000
52300	Publications			\$ 2,360	\$ 2,500	-	\$ 2,500	\$ 2,500
53020	Legal			\$ 105,279	\$ 90,000	\$ 22,839	\$ 100,000	\$ 100,000
53070	Consultants			\$ 14,400	-	-	-	-
53450	Advertising			\$ 16,418	\$ 15,000	\$ 4,447	\$ 16,000	\$ 16,000
54200	Office Supplies			\$ 6,912	\$ 3,000	\$ 2,918	\$ 3,500	\$ 3,500
54230	Copy Paper			-	\$ 2,500	\$ 700	\$ 2,500	\$ 2,500
57100	Travel/Training			\$ 211	\$ 10,000	\$ 30	\$ 10,000	\$ 10,000
57300	Dues & Memberships			\$ 3,581	\$ 5,000	\$ 3,733	\$ 5,000	\$ 5,000
	TOTAL EXPENSES:			\$ 152,161	\$ 176,000	\$ 50,997	\$ 167,500	\$ 167,500
	TOTAL BUDGET:			\$ 403,815	\$ 438,820	\$ 176,132	\$ 435,555	\$ 435,555


 Deputy Head Approval

1-20-22
 Date

\$ Increase/Decrease \$ (3,265)
 % Increase/Decrease -1%

Finance Committee: 01131


Account	Account Name	Positions			FY2021	FY2022	FY2022	FY2023	FY2023
		FY22 REQ	FY23 REQ	FY23 APRV	Year-end Actuals	Town Meeting Vote	Actuals thru 12/31/21	Budget Request	Town Manager Recommended
51900	Contingency				\$ -	\$ 60,000	-	\$ 20,000	\$ 17,500
	TOTAL PERSONNEL:	0	0	0	\$ -	\$ 60,000	-	\$ 20,000	\$ 17,500
53100	Travel & Training				\$ -	\$ 100	-	\$ 100	\$ 100
57300	Dues & Memberships				\$ 180	\$ 200	180	\$ 200	\$ 200
57800	Reserve Fund				\$ -	\$ 100,000	-	\$ 100,000	\$ 100,000
	TOTAL EXPENSES:				\$ 180	\$ 100,300	180	\$ 100,300	\$ 100,300
	TOTAL BUDGET:				\$ 180	\$ 160,300	180	\$ 120,300	\$ 117,800

Mark P. Pamborski by *[Signature]* 1/21/22
 Dept Head Approval Date

\$ Increase/Decrease \$ (42,500)
 % Increase/Decrease -27%

Accountant: 01135

Account	Account Name	Positions			Year-end Actuals	Town Meeting Vote	Actuals thru 12/31/21	Budget Request	Town Manager Recommended
		FY22 REQ	FY23 REQ	FY23 APRV					
51107	Town Accountant	1	1	1	\$ 107,100	\$ 109,245	\$ 53,156	\$ 111,430	\$ 111,430
51113	Financial Clerk	0.25	0.25	0.25	\$ 188	\$ 10,250	\$ 320	\$ 11,200	\$ 11,200
51114	Accounts Payable Clerk	0.25	0.25	0.25	\$ 5,297	\$ 5,200	\$ 1,152	\$ 5,400	\$ 5,400
51420	Longevity				\$ -	\$ -	\$ -	\$ 200	\$ 200
	TOTAL PERSONNEL:	1.5	1.5	1.5	\$ 112,585	\$ 124,695	\$ 54,628	\$ 128,230	\$ 128,230
53010	Audit/Accounting Services				\$ 51,725	\$ 26,000	\$ 23,000	\$ 28,500	\$ 28,500
53070	Contractual Services				\$ -	\$ 1,500	\$ 500	\$ 1,500	\$ 1,500
57100	Travel/Training				\$ 40	\$ 1,500	\$ -	\$ 1,500	\$ 1,500
57300	Dues & Memberships				\$ 80	\$ 150	\$ 80	\$ 150	\$ 150
	TOTAL EXPENSES:				\$ 51,845	\$ 29,150	\$ 23,580	\$ 31,650	\$ 31,650
	TOTAL BUDGET:				\$ 164,430	\$ 153,845	\$ 78,208	\$ 159,880	\$ 159,880



 Dept Head Approval

1-21-22

 Date

\$ Increase/Decrease \$ 6,035

 % Increase/Decrease 3.92%

Technology: 01136

Account	Account Name	Positions		FY2021	FY2022	FY2022	FY2023	FY2023
		FY22 REQ	FY23 APRV	Year-end Actuals	Town Meeting Vote	Actuals thru 12/31/21	Budget Request	Town Manager Recommended
51107	IT Coordinator Stipend			\$ 6,000	\$ 6,000	2,912	\$ 7,500	\$ 6,500
	TOTAL PERSONNEL:	0	0	\$ 6,000	\$ 6,000	2,912	\$ 7,500	\$ 6,500
52400	Repairs & Maintenance			\$ 13,498	\$ 20,000	13,926	\$ 25,000	\$ 21,500
52700	Contracted Services			\$ 22,500	\$ 25,000	22,500	\$ 31,000	\$ 31,000
53000	Software Licenses			\$ 130,956	\$ 140,000	116,760	\$ 157,000	\$ 150,000
53030	Data Services			\$ 23,987	\$ 24,000	13,184	\$ 30,000	\$ 30,000
53400	Telephone			\$ 32,155	\$ 20,000	15,357	\$ 35,000	\$ 35,000
	TOTAL EXPENSES:			\$ 223,096	\$ 229,000	181,727	\$ 278,000	\$ 267,500
	TOTAL BUDGET:			\$ 229,096	\$ 235,000	184,639	\$ 285,500	\$ 274,000


Amy Palmer
 Dept Head Approval

1/21/22
 Date

\$ Increase/Decrease \$ 39,000
 % Increase/Decrease 16.60%

Assessors: 01141

Account	Account Name	Positions		FY2021	FY2022	FY2022	FY2023	FY2023
		FY22 REQ	FY23 APRV	Year-end Actuals	Town Meeting Vote	Actuals thru 12/31/21	Budget Request	Town Manager Recommended
51106	Principal Assessor	1	1	\$ 70,375	\$ 86,700	\$ 42,187	\$ 88,440	\$ 88,440
51109	Board of Assessors			\$ 1,200	\$ 1,200	\$ 600	\$ 1,200	\$ 1,200
51113	Administrative Assessor	1	1	\$ 54,696	\$ 57,355	\$ 27,907	\$ 58,505	\$ 58,505
51300	Overtime			\$ 750	\$ -	\$ -	\$ -	\$ -
51420	Longevity Pay				\$ 750	\$ 750	\$ 750	\$ 750
TOTAL PERSONNEL:		2	2	\$ 127,021	\$ 146,005	\$ 71,444	\$ 148,895	\$ 148,895
53010	Contracted Services			\$ 17,015	\$ 25,000	\$ 22,190	\$ 45,000	\$ 35,000
54200	Office Supplies			\$ 3,589	\$ 2,000	\$ 1,492	\$ 3,500	\$ 2,500
57100	Travel/Training			\$ -	\$ 3,000	\$ 73	\$ 3,000	\$ 1,000
57300	Dues & Memberships			\$ 210	\$ 500	\$ 123	\$ 500	\$ 250
TOTAL EXPENSES:				\$ 20,814	\$ 30,500	\$ 23,878	\$ 52,000	\$ 38,750
TOTAL BUDGET:				\$ 147,835	\$ 176,505	\$ 95,322	\$ 200,895	\$ 187,645



 Dept Head Approval

 Date 1-26-22

\$ Increase/Decrease \$ 11,140
 % Increase/Decrease % 6.31%

Collector/Treasurer: 01146

Account	Account Name	Positions			Year-end Actuals	Town Meeting Vote	Actuals thru 12/31/21	Budget Request	Town Manager Recommended
		FY22 REQ	FY23 REQ	FY23 APRV					
51106	Collector/Treasurer	1	1	\$ 75,128	\$ 82,282	\$ 36,981	\$ 77,520	\$ 77,520	
51107	Assistant Collector	1	1	\$ 48,138	\$ 51,115	\$ 24,484	\$ 52,140	\$ 52,140	
51113	Assistant Treasurer	0.75	1	\$ 5,523	\$ 30,750	\$ 5,895	\$ 45,900	\$ 45,900	
51114	Parking Clerk Stipend			\$ 863	\$ 1,200	\$ 485	\$ 1,200	\$ 1,200	
51300	Overtime			\$ 2,284	\$ 1,000	\$ 500	\$ -	\$ -	
51420	Longevity Pay			\$ 200	\$ 200	\$ -	\$ 400	\$ 400	
TOTAL PERSONNEL:		2.75	3	\$ 132,136	\$ 166,547	\$ 68,345	\$ 177,160	\$ 177,160	
53000	Tax Title Litigation			\$ 16,674	\$ 10,000	\$ 6,168	\$ 10,000	\$ 10,000	
53010	Contracted Services			\$ 13,283	\$ 19,000	\$ 2,647	\$ 19,000	\$ 19,000	
53430	Postage			\$ 8,555	\$ 12,000	\$ 10,879	\$ 13,000	\$ 13,000	
53800	Financial Services			\$ 1,037	\$ 1,500	\$ 390	\$ 1,500	\$ 1,500	
54200	Office Supplies			\$ 4,581	\$ 7,000	\$ 1,005	\$ 5,000	\$ 5,000	
54202	Office Equipment			\$ 565	\$ 5,800	\$ 657	\$ 5,000	\$ 3,500	
57100	Travel/Training			\$ 40	\$ 2,500	\$ 351	\$ 1,500	\$ 1,500	
57300	Dues & Memberships			\$ 50	\$ 200	\$ 50	\$ 200	\$ 200	
TOTAL EXPENSES:				\$ 44,785	\$ 58,000	\$ 22,147	\$ 55,200	\$ 53,700	
TOTAL BUDGET:				\$ 176,921	\$ 224,547	\$ 90,492	\$ 232,360	\$ 230,860	

Olivia Bull

Dept Head Approval

1/24/22
Date

\$ Increase/Decrease \$ 6,313
% Increase/Decrease 2.81%

Human Resources: 01152

REVISED

Account	Account Name	Positions		FY2021 Year-end Actuals	FY2022 Town Meeting Vote	FY2022 Actuals thru 12/31/21	FY2023 Budget Request	FY2023 Town Manager Recommended
		FY22 REQ	FY23 APRV					
new	Human Resources Manager	0.4	0.4	\$ -	\$ -	\$ -	\$ 28,509	\$ 18,509
	TOTAL PERSONNEL:	0	0.4	\$ -	\$ -	\$ -	\$ 28,509	\$ 18,509
54200	Office Supplies			\$ -	\$ -	\$ -	\$ 500	\$ 500
57100	Travel/Training			\$ -	\$ -	\$ -	\$ 500	\$ 500
	TOTAL EXPENSES:			\$ -	\$ -	\$ -	\$ 1,000	\$ 1,000
	TOTAL BUDGET:			\$ -	\$ -	\$ -	\$ 29,509	\$ 19,509

\$ Increase/Decrease \$ 19,509
 % Increase/Decrease % 100%

Dept Head Approval _____ Date _____

Town Clerk: 01161

Account	Account Name	Positions		Year-end Actuals	Town Meeting Vote	Actuals thru 12/31/21	Budget Request	Town Manager Recommended
		FY22 REQ	FY23 APRV					
51106	Town Clerk	1	1	\$ 60,599	\$ 62,424	\$ 30,375	\$ 66,061	\$ 63,675
51108	Election Workers			\$ 9,411	\$ 2,500	-	\$ 12,000	\$ 12,000
51109	Registrar			\$ 2,112	\$ 2,112	880	\$ 2,112	\$ 2,112
51113	Assistant Town Clerk	1	1	\$ 25,869	\$ 34,215	\$ 16,651	\$ 40,070	\$ 40,070
51420	Longevity Pay			\$ 300	\$ 300	300	\$ 300	\$ 300
TOTAL PERSONNEL:		2	2	\$ 98,291	\$ 101,551	48,206	\$ 120,543	\$ 118,157
52450	Equipment Maint & Repairs			\$ 2,815	\$ 2,700	2,545	\$ 3,600	\$ 3,600
52470	Publications (code)			\$ 5,360	\$ 7,200	1,195	\$ 7,200	\$ 6,200
52700	Records Preservation			\$ 3,315	\$ 3,600	261	\$ 3,600	\$ 3,600
54200	Office Supplies			\$ 2,635	\$ 3,500	781	\$ 3,500	\$ 3,500
55300	Elections			\$ 6,374	\$ 3,300	-	\$ 7,500	\$ 7,500
55800	Other Supplies			\$ 3,319	\$ 2,950	1,723	\$ 3,250	\$ 3,250
57100	Travel/Training			\$ -	\$ 4,500	978	\$ 4,500	\$ 4,500
57300	Dues & Memberships			\$ 320	\$ 500	110	\$ 350	\$ 350
new	Equipment			\$ -	\$ -	-	\$ 5,000	\$ -
TOTAL EXPENSES:				\$ 24,138	\$ 28,250	7,593	\$ 38,500	\$ 32,500
TOTAL BUDGET:				\$ 122,429	\$ 129,801	55,799	\$ 159,043	\$ 150,657

Jennifer Messina
 Dept Head Approval

1/20/22
 Date

\$ Increase/Decrease \$ 20,856
 % Increase/Decrease 16.07%

Conservation: 01171

Account	Account Name	Positions			FY2021	FY2022	FY2022	FY2023	FY2023
		FY22 REQ	FY23 APRV	FY23	Year-end Actuals	Town Meeting Vote	Actuals thru 12/31/21	Budget Request	Town Manager Recommended
51112	Conservation Agent	1	1	1	\$ 24,286	\$ 24,772	\$ 11,935	\$ 25,170	\$ 25,170
51113	Board Clerk				\$ -	\$ 800	\$ 207	\$ 800	\$ 800
51930	Longevity				\$ -	\$ 200	\$ 200	\$ 200	\$ 200
	TOTAL PERSONNEL:	1	1	1	\$ 24,286	\$ 25,772	\$ 12,342	\$ 26,170	\$ 26,170
52470	Land Maintenance/Trails				\$ -	\$ 5,000	\$ -	\$ 5,000	\$ 4,000
54200	Office Supplies				\$ 349	\$ 700	\$ -	\$ 700	\$ 700
57300	Dues & Memberships				\$ 263	\$ 375	\$ 263	\$ 375	\$ 375
	TOTAL EXPENSES:				\$ 612	\$ 6,075	\$ 263	\$ 6,075	\$ 5,075
	TOTAL BUDGET:				\$ 24,898	\$ 31,847	\$ 12,605	\$ 32,245	\$ 31,245


 Dept Head Approval

1/21/27
 Date

\$ Increase/Decrease \$ (602)
 % Increase/Decrease -1.89%

Planning Board: 01175

Account	Account Name	Positions		FY2021	FY2022	FY2022	FY2023	FY2023
		FY22 REQ	FY23 APRV	Year-end Actuals	Town Meeting Vote	Actuals thru 12/31/21	Budget Request	Town Manager Recommended
51113	Board Clerk			\$ 4,742	\$ 5,100	2,325	\$ 5,200	\$ 5,200
TOTAL PERSONNEL:		0	0	\$ 4,742	\$ 5,100	2,325	\$ 5,200	\$ 5,200
53100	Training				\$ 100	-	\$ 100	\$ 100
54200	Office Supplies			\$ 34	\$ 100	-	\$ 100	\$ 100
57300	Dues/Subscriptions			\$ 28	\$ 50	-	\$ 50	\$ 50
TOTAL EXPENSES:				\$ 62	\$ 250	-	\$ 250	\$ 250
TOTAL BUDGET:				\$ 4,804	\$ 5,350	2,325	\$ 5,450	\$ 5,450


 Dept Head Approval

Date 1/20/22

\$ Increase/Decrease \$ 100
 % Increase/Decrease % 1.87%

Zoning Board of Appeals: 01176

Account	Account Name	Positions		FY2021 Year-end Actuals	FY2022 Town Meeting Vote	FY2022 Actuals thru 12/31/21	FY2023 Budget Request	FY2023 Town Manager Recommended
		FY22 REQ	FY23 APRV					
51113	Board Clerk			\$ -	\$ 1,000	-	\$ 1,000	\$ 1,000
TOTAL PERSONNEL:		0	0	\$ -	\$ 1,000	-	\$ 1,000	\$ 1,000
53100	Training			\$ -	\$ 100	40	\$ 100	\$ 100
54200	Office Supplies			\$ -	\$ 100	-	\$ 100	\$ 100
55860	Subscriptions			\$ -	\$ 100	-	\$ 100	\$ 100
TOTAL EXPENSES:				\$ -	\$ 300	40	\$ 300	\$ 300
TOTAL BUDGET:				\$ -	\$ 1,300	40	\$ 1,300	\$ 1,300



 Dept Head Approval

Date 1/20/22

\$ Increase/Decrease \$ -

% Increase/Decrease 0.00%

Planning/Community Development: 01177

Account	Account Name	Positions		Year-end Actuals	Town Meeting Vote	Actuals thru 12/31/21	Budget Request	Town Manager Recommended
		FY22 REQ	FY23 APRV					
51107	Asst Town Mgr/Comm Dev Drctr	1	1	\$ 102,000	\$ 104,040	\$ 51,549	\$ 114,450	\$ 114,450
51112	Affordable Housing Stipend			\$ 2,000	\$ 2,000	967	\$ 2,000	\$ 2,000
51420	Longevity Pay			\$ 300	\$ 300	300	\$ 300	\$ 300
	TOTAL PERSONNEL:	1	1	\$ 104,300	\$ 106,340	\$ 52,816	\$ 116,750	\$ 116,750
54200	Office Supplies			\$ 196	\$ 500	-	\$ 500	\$ 500
56410	Contracted Services - BRPC			\$ 2,000	\$ 2,000	-	\$ 2,000	\$ 2,000
56411	Economic Development			\$ 15,203	\$ 27,500	7,734	\$ 27,500	\$ 25,000
57100	Travel/Training			\$ 410	\$ 2,000	989	\$ 2,000	\$ 2,000
57300	Dues & Memberships			\$ 541	\$ 570	-	\$ 655	\$ 655
	TOTAL EXPENSES:			\$ 18,350	\$ 32,570	\$ 8,723	\$ 32,655	\$ 30,155
	TOTAL BUDGET:			\$ 122,650	\$ 138,910	\$ 61,539	\$ 149,405	\$ 146,905



 Dept Head Approval

Date 1/20/22

\$ Increase/Decrease \$ 7,995

 % Increase/Decrease 5.76%

Buildings and Grounds: 01192

Account	Account Name	Positions		FY2021 Year-end Actuals	Town Meeting Vote	Actuals thru 12/31/21	Budget Request	Town Manager Recommended
		FY22 REQ	FY23 APRV					
51106	Crew Leader	1	1	\$ 54,372	\$ 55,470	\$ 26,985	\$ 57,695	\$ 57,695
51115	HCC Custodian			\$ 7,500	\$ 7,500	\$ 3,125	\$ 7,500	\$ 7,500
51135	Working Foreman	1	1	\$ 65,981	\$ 63,285	\$ 32,746	\$ 64,551	\$ 64,551
51137	Laborers/Operators	4	4.5	\$ 131,033	\$ 212,635	\$ 98,554	\$ 216,894	\$ 243,394
51301	Overtime			\$ 13,849	\$ 12,000	\$ 5,839	\$ 20,000	\$ 17,000
51420	Longevity			-	\$ 200	\$ 200	\$ 200	\$ 200
	TOTAL PERSONNEL:	6	6.5	\$ 272,735	\$ 351,090	\$ 167,449	\$ 366,840	\$ 390,340
52110	Electricity			\$ 113,246	\$ 115,000	\$ 47,066	\$ 125,000	\$ 125,000
52120	Gas/Oil			\$ 61,798	\$ 75,000	\$ 5,598	\$ 100,000	\$ 90,000
52310	Water/Sewer			\$ 9,312	\$ 12,500	\$ 3,649	\$ 13,500	\$ 13,500
52410	Buildings & Grounds Repairs			\$ 46,590	\$ 70,000	\$ 13,738	\$ 70,000	\$ 65,000
52700	Contracted Services			\$ 45,982	\$ 65,000	\$ 33,629	\$ 100,000	\$ 75,000
52920	Trash Removal			\$ 2,503	\$ 3,000	\$ 638	\$ 3,500	\$ 3,500
54300	Parks & Cemeteries Supplies			\$ 6,845	\$ 8,000	\$ 2,705	\$ 9,000	\$ 9,000
54500	Custodial Supplies			\$ 12,309	\$ 16,000	\$ 2,301	\$ 18,000	\$ 18,000
55200	Courthouse Bldg Maintenance			\$ 9,185	\$ 22,000	\$ 1,927	\$ 22,000	\$ 15,000
	TOTAL EXPENSES:			\$ 307,770	\$ 386,500	\$ 111,251	\$ 461,000	\$ 414,000
	TOTAL BUDGET:			\$ 580,505	\$ 737,590	\$ 278,700	\$ 827,840	\$ 804,340



1/21/2022


Date

Dept Head Approval

\$ Increase/Decrease \$ 66,750
% Increase/Decrease 9.05%

Police Department: 01210

Account	Positions		FY2021	FY2022	FY2023	FY2023	FY2023
	FY22 REQ	FY23 APRV	Year-end Actuals	Town Meeting Vote	Actuals thru 12/31/21	Budget Request	Town Manager Recommended
51117 Police Chief	1	1	\$ 107,957	\$ 107,100	\$ 63,087	\$ 110,520	\$ 110,520
51120 Sergeants	2	3	\$ -	\$ 179,826	\$ 49,682	\$ 261,525	\$ 261,525
51121 Patrol Officers	16	14	\$ 1,081,550	\$ 967,832	\$ 460,970	\$ 972,500	\$ 972,500
51123 Police Specials	8	4	\$ 28,660	\$ 56,492	\$ 22,950	\$ 30,000	\$ 30,000
51125 Administrative Assistant	1	1	\$ 49,270	\$ 55,000	\$ 26,762	\$ 56,100	\$ 56,100
51128 Community Outreach Officer			\$ -	\$ 10,000	\$ 1,083	\$ 10,000	\$ 10,000
51131 Parking Control Officer	0.5	0.5	\$ 7,589	\$ 16,450	\$ 7,017	\$ 16,800	\$ 16,800
51300 Overtime			\$ 186,047	\$ 180,132	\$ 116,941	\$ 133,000	\$ 133,000
51410 Holiday Pay			\$ 57,498	\$ 63,425	\$ 21,606	\$ 68,770	\$ 68,770
51420 Longevity Pay			\$ 6,250	\$ 5,700	\$ 5,033	\$ 4,850	\$ 4,850
51910 Stipend			\$ 3,500	\$ -	\$ -	\$ 5,050	\$ 3,800
51920 Uniform Allowance			\$ 19,125	\$ 19,125	\$ 18,000	\$ 20,250	\$ 20,250
51930 Training			\$ 67,944	\$ 71,144	\$ 31,666	\$ 81,700	\$ 81,700
TOTAL PERSONNEL:	28.5	23.5	\$ 1,615,390	\$ 1,732,226	\$ 824,797	\$ 1,771,065	\$ 1,769,815
52450 Equipment Maint/Repairs			\$ 1,569	\$ 1,315	\$ 1,657	\$ 1,400	\$ 1,400
52900 Care of Prisoners			\$ 1,449	\$ 1,500	\$ 17	\$ 1,500	\$ 1,500
51900 Education/Tuition Reimbursement			\$ -	\$ 10,000	\$ 1,203	\$ 5,000	\$ 5,000
54200 Office Supplies			\$ 6,684	\$ 7,500	\$ 1,650	\$ 7,500	\$ 7,500
54201 Office Equipment			\$ 2,680	\$ 5,977	\$ 5,976	\$ 2,500	\$ 2,500
54202 Additional Equipment			\$ 4,729	\$ 4,460	\$ 1,372	\$ 4,460	\$ 4,460
54800 Vehicular Supplies			\$ 12,801	\$ 25,000	\$ 12,973	\$ 25,000	\$ 20,000
55840 Uniforms			\$ 12,969	\$ 13,000	\$ 7,515	\$ 14,000	\$ 14,000
55850 Crime Prevention/Ammunition			\$ 13,277	\$ 14,864	\$ 4,420	\$ 14,870	\$ 14,870
new Events			\$ -	\$ -	\$ -	\$ 2,000	\$ 2,000
55860 Subscriptions			\$ 2,053	\$ 3,725	\$ 3,225	\$ 5,225	\$ 5,225
57100 Travel/Training			\$ 10,667	\$ 14,939	\$ 10,268	\$ 15,000	\$ 15,000
57300 Dues & Memberships			\$ 3,571	\$ 4,504	\$ 2,124	\$ 3,605	\$ 3,605
TOTAL EXPENSES:			\$ 72,449	\$ 106,784	\$ 52,400	\$ 102,060	\$ 97,060
TOTAL BUDGET:			\$ 1,687,839	\$ 1,839,010	\$ 877,197	\$ 1,873,125	\$ 1,866,875


 Date: 1/20/22
 Dept Head Approval

\$ Increase/Decrease \$ 27,865
 % Increase/Decrease 1.52%

Fire Department: 01220

REVISED

Account	Account Name	Positions			FY2021 Year-end Actuals	FY2022 Town Meeting Vote	FY2022 Actuals thru 12/31/21	FY2023 Budget Request	FY2023 Town Manager Recommended
		FY22 REQ	FY23 APRV	FY23 APRV					
51117	Fire Chief	1	1	\$ 86,353	\$ 88,080	\$ 45,187	\$ 98,940	\$ 98,940	
51127	Call Firefighters			\$ 121,719	\$ 140,000	\$ 45,347	\$ 140,000	\$ 140,000	
51129	Firefighters	3	3	\$ 152,561	\$ 173,000	\$ 87,628	\$ 180,000	\$ 180,000	
51113	Clerical	0.5	0.5	\$ 20,233	\$ 20,640	\$ 11,092	\$ 23,390	\$ 23,255	
51300	Overtime			\$ 26,736	\$ 43,000	\$ 14,340	\$ 47,000	\$ 47,000	
51410	Holiday Pay			\$ -	\$ 11,000	\$ 862	\$ 14,500	\$ 14,500	
51420	Longevity Pay			\$ 200	\$ 400	\$ 400	\$ 500	\$ 500	
TOTAL PERSONNEL:		4.5	4.5	\$ 407,802	\$ 476,120	\$ 204,856	\$ 504,330	\$ 504,195	
52450	Equipment Maint/Repairs			\$ 42,462	\$ 48,000	\$ 39,004	\$ 56,000	\$ 56,000	
52700	Communications			\$ 3,501	\$ 4,000	\$ 1,892	\$ 5,000	\$ 5,000	
53800	Hydrant Rentals			\$ 109,189	\$ 110,000	\$ 50,850	\$ 115,000	\$ 110,000	
54200	Office Supplies			\$ 737	\$ 900	\$ 134	\$ 1,000	\$ 1,000	
55810	Firefighting Supplies			\$ 20,739	\$ 25,000	\$ 8,565	\$ 25,000	\$ 25,000	
55811	Fire Prevention			\$ -	\$ 1,000	\$ 465	\$ 1,000	\$ 1,000	
57100	Travel/Training			\$ 10,204	\$ 7,000	\$ 5,172	\$ 10,000	\$ 10,000	
new	Subscriptions			\$ -	\$ -	\$ -	\$ 3,000	\$ 3,000	
57300	Dues & Memberships			\$ 1,695	\$ 2,000	\$ 1,672	\$ 2,100	\$ 2,100	
TOTAL EXPENSES:				\$ 188,527	\$ 197,900	\$ 107,754	\$ 218,100	\$ 213,100	
TOTAL BUDGET:				\$ 596,329	\$ 674,020	\$ 312,610	\$ 722,430	\$ 717,295	

Dept Head Approval _____ Date _____

\$ Increase/Decrease \$ 43,275

% Increase/Decrease % 6.42%

Emergency Management: 01230

REVISED

Account	Account Name	Positions		FY2021 Year-end Actuals	FY2022 Town Meeting Vote	FY2022 Actuals thru 12/31/21	FY2023 Budget Request	FY2023 Town Manager Recommended
		FY22 REQ	FY23 APRV					
51107	Salaries			\$ -	\$ -	\$ -	\$ -	\$ -
	TOTAL PERSONNEL:	0	0	\$ -	\$ -	\$ -	\$ -	\$ -
52450	Equipment Maint/Repairs			\$ 8,322	\$ 9,000	\$ 5,008	\$ 9,000	\$ 9,000
52700	Contracted Services			\$ 8,615	\$ 8,655	\$ 7,270	\$ 7,440	\$ 7,440
54200	Office Supplies			\$ -	\$ 350	\$ 142	\$ 350	\$ 350
58500	Additional Equipment			\$ 755	\$ 3,000	\$ -	\$ 3,000	\$ 3,000
	TOTAL EXPENSES:			\$ 17,692	\$ 21,005	\$ 12,420	\$ 19,790	\$ 19,790
	TOTAL BUDGET:			\$ 17,692	\$ 21,005	\$ 12,420	\$ 19,790	\$ 19,790

\$ Increase/Decrease \$ (1,215)
 % Increase/Decrease -5.78%

Dept Head Approval _____ Date _____

Building Inspector: 01241

Account	Account Name	Positions			FY2021	FY2022	FY2022	FY2023	FY2023
		FY22 REQ	FY23 REQ	FY23 APRV	Year-end Actuals	Town Meeting Vote	Actuals thru 12/31/21	Budget Request	Town Manager Recommended
51107	Building Inspector	1	1	1	\$ 66,718	\$ 68,045	\$ 33,114	\$ 69,415	\$ 69,415
51108	Assistant Inspector	1	1	1	\$ 51,230	\$ 52,255	\$ 25,426	\$ 57,000	\$ 57,000
51113	Clerk	1	1	1	\$ 38,020	\$ 42,000	\$ 20,437	\$ 42,840	\$ 42,840
51420	Longevity Pay				\$ 1,050	\$ 1,450	\$ 1,450	\$ 1,250	\$ 1,250
TOTAL PERSONNEL:		3	3	3	\$ 157,018	\$ 163,750	\$ 80,427	\$ 170,505	\$ 170,505
52000	Contracted Services				\$ 3,500	\$ 3,600	\$ -	\$ 3,600	\$ 3,600
52411	Property Security/Safety				\$ -	\$ 2,400	\$ -	\$ 2,400	\$ 2,400
54200	Office Supplies				\$ 2,397	\$ 2,462	\$ 938	\$ 2,460	\$ 2,460
57100	Travel/Training				\$ 2,555	\$ 4,400	\$ 908	\$ 4,400	\$ 4,400
57300	Dues & Memberships				\$ 145	\$ 300	\$ -	\$ 300	\$ 300
TOTAL EXPENSES:					\$ 8,597	\$ 13,162	\$ 1,846	\$ 13,160	\$ 13,160
TOTAL BUDGET:					\$ 165,615	\$ 176,912	\$ 82,273	\$ 183,665	\$ 183,665



 Dept Head Approval

1-20-22

 Date

\$ Increase/Decrease \$ 6,753
 % Increase/Decrease % 3.82%

Animal Control Officer: 01292

Account	Account Name	Positions		FY2021	FY2022	FY2022	FY2022	FY2023	FY2023
		FY22 REQ	FY23 REQ	Year-end Actuals	Town Meeting Vote	Actuals thru 12/31/21	Budget Request	Town Manager Recommended	
51107	Animal Control Officer			\$ 11,000	\$ 11,000	5,479	\$ 11,000	\$ 11,000	
	TOTAL PERSONNEL:	0	0	\$ 11,000	\$ 11,000	5,479	\$ 11,000	\$ 11,000	
53000	Professional Services			\$ 275	\$ 500	-	\$ 500	\$ 500	
55800	Supplies			\$ -	\$ 200	-	\$ 200	\$ 200	
57100	Travel			\$ -	\$ 500	-	\$ 500	\$ 500	
57300	Dues and Membership			\$ -	\$ -	-	\$ -	\$ -	
	TOTAL EXPENSES:			\$ 275	\$ 1,200	-	\$ 1,200	\$ 1,200	
	TOTAL BUDGET:			\$ 11,275	\$ 12,200	5,479	\$ 12,200	\$ 12,200	


 Dept Head Approval

1/21/22
 Date

\$ Increase/Decrease \$ -
 % Increase/Decrease 0.00%

DPW - Highway: 01422

Account	Account Name	Positions			FY2021		FY2022		FY2023		FY2023	
		FY22 REQ	FY23 REQ	FY23 APRV	Year-end Actuals	Town Meeting Vote	Actuals thru 12/31/21	Budget Request	Town Manager Recommended	Budget Request	Town Manager Recommended	
51110	DPW Superintendent	1	1	1	\$ 90,844	\$ 96,135	\$ 45,861	\$ 96,135	\$ 96,135	\$ 96,135	\$ 96,135	
51113	Administrative Assistant	1	1	1	\$ 39,780	\$ 42,350	\$ 15,790	\$ 43,195	\$ 43,195	\$ 43,195	\$ 43,195	
51115	Tree Warden				\$ 7,500	\$ 7,500	\$ 3,125	\$ 7,500	\$ 7,500	\$ 7,500	\$ 7,500	
51120	Highway Superintendent	1	1	1	\$ 93,207	\$ 85,420	\$ 41,443	\$ 86,875	\$ 86,875	\$ 86,875	\$ 86,875	
51134	Mechanic	1	1	1	\$ 60,740	\$ 63,190	\$ 30,145	\$ 64,446	\$ 64,446	\$ 64,446	\$ 64,446	
51135	Working Foreman	1	1	1	\$ 65,981	\$ 68,645	\$ 32,746	\$ 70,020	\$ 70,020	\$ 70,020	\$ 70,020	
51136	Laborer/Driver	3	3	3	\$ 168,647	\$ 164,910	\$ 78,669	\$ 168,229	\$ 168,229	\$ 168,229	\$ 168,229	
51138	Recycling Center Staff	0.25	0.25	0.25	\$ 16,452	\$ 16,500	\$ 8,904	\$ 17,000	\$ 17,000	\$ 17,000	\$ 17,000	
51139	Equipment Operators	3	3	3	\$ 177,647	\$ 184,780	\$ 88,148	\$ 188,483	\$ 188,483	\$ 188,483	\$ 188,483	
51300	Snow & Ice Overtime				\$ 70,559	\$ 70,108	\$ 17,304	\$ 71,500	\$ 71,500	\$ 71,500	\$ 71,500	
51301	Highway Overtime				\$ 15,370	\$ 15,000	\$ 10,864	\$ 20,000	\$ 20,000	\$ 20,000	\$ 20,000	
51400	Police Details				\$ -	\$ 7,500	\$ -	\$ 7,500	\$ 7,500	\$ 7,500	\$ 7,500	
51420	Longevity Pay				\$ 3,394	\$ 4,250	\$ 3,950	\$ 4,550	\$ 4,550	\$ 4,550	\$ 4,550	
TOTAL PERSONNEL:		11.25	11.25	11.25	\$ 810,121	\$ 826,288	\$ 376,949	\$ 845,433	\$ 845,433	\$ 845,433	\$ 845,433	
52110	Street Lights				\$ 127,680	\$ 125,000	\$ 40,356	\$ 150,000	\$ 150,000	\$ 137,000	\$ 137,000	
52115	Sewer/Water				\$ 1,004	\$ 1,000	\$ 494	\$ 2,000	\$ 2,000	\$ 2,000	\$ 2,000	
52120	Gas				\$ 5,041	\$ 8,000	\$ 71	\$ 12,000	\$ 12,000	\$ 10,000	\$ 10,000	
52450	Equipment Maint/Repairs				\$ 50,793	\$ 95,000	\$ 15,726	\$ 125,000	\$ 125,000	\$ 95,000	\$ 95,000	
52490	Street Maint/Repairs				\$ 89,760	\$ 125,000	\$ 36,846	\$ 200,000	\$ 200,000	\$ 180,000	\$ 180,000	
52700	Contracted Services				\$ 41,724	\$ 55,000	\$ 12,590	\$ 75,000	\$ 75,000	\$ 70,000	\$ 70,000	
52701	Trash & Recycle Hauling				\$ 62,560	\$ 65,000	\$ 14,727	\$ 65,000	\$ 65,000	\$ 65,000	\$ 65,000	
52702	Hazardous Waste Collection				\$ 5,357	\$ 6,000	\$ 5,954	\$ 7,000	\$ 7,000	\$ 7,000	\$ 7,000	
52740	Clothing & Uniforms				\$ 19,386	\$ 25,000	\$ 5,680	\$ 27,000	\$ 27,000	\$ 27,000	\$ 27,000	
53050	Landfill Engineering				\$ -	\$ 13,000	\$ -	\$ 14,000	\$ 14,000	\$ 14,000	\$ 14,000	
53810	Tree Services				\$ 105,351	\$ 90,000	\$ 17,830	\$ 125,000	\$ 125,000	\$ 115,000	\$ 115,000	
54200	Office Supplies				\$ 929	\$ 1,500	\$ -	\$ 1,500	\$ 1,500	\$ 1,500	\$ 1,500	
54810	Gas & Diesel				\$ 73,777	\$ 85,000	\$ 19,411	\$ 120,000	\$ 120,000	\$ 105,000	\$ 105,000	
55300	Public Works Supplies				\$ 24,243	\$ 35,000	\$ 6,544	\$ 40,000	\$ 40,000	\$ 35,000	\$ 35,000	
55700	Snow & Ice Supplies				\$ 133,379	\$ 150,000	\$ -	\$ 150,000	\$ 150,000	\$ 150,000	\$ 150,000	
57100	Travel/Training				\$ -	\$ 3,000	\$ 920	\$ 3,000	\$ 3,000	\$ 2,000	\$ 2,000	
57300	Dues & Memberships				\$ 60	\$ 500	\$ 60	\$ 500	\$ 500	\$ 500	\$ 500	
58541	Remediation-Highway Garage				\$ -	\$ 30,000	\$ -	\$ -	\$ -	\$ -	\$ -	
TOTAL EXPENSES:					\$ 741,045	\$ 913,000	\$ 177,209	\$ 1,117,000	\$ 1,117,000	\$ 1,016,000	\$ 1,016,000	
TOTAL BUDGET:					\$ 1,551,165	\$ 1,739,288	\$ 554,158	\$ 1,962,433	\$ 1,962,433	\$ 1,861,433	\$ 1,861,433	




Dept Head Approval

1/21/2022
Date

\$ Increase/Decrease 122,145
% Increase/Decrease 7.02%

Health Department: 01511

Account	Account Name	Positions		Year-end Actuals	Town Meeting Vote	Actuals thru 12/31/21	Budget Request	Town Manager Recommended
		FY22 REQ	FY23 APRV					
51129	Health Agent	1	1	\$ 52,275	\$ 53,325	\$ 29,142	\$ 65,025	\$ 65,025
51130	Health Inspector	1	1	\$ 34,344	\$ 40,998	\$ 18,221	\$ 51,000	\$ 41,820
51131	Animal Inspector			\$ 1,000	\$ 1,000	\$ 498	\$ 1,000	\$ 1,000
51420	Longevity			\$ -	\$ 200	\$ 200	\$ 200	\$ 200
TOTAL PERSONNEL:		2	2	\$ 87,619	\$ 95,523	\$ 48,061	\$ 117,225	\$ 108,045
52700	Contracted Services			\$ 7,917	\$ 11,880	\$ 1,600	\$ 10,150	\$ 10,150
57100	Travel/Training			\$ 299	\$ 3,400	\$ 316	\$ 3,400	\$ 3,400
57300	Dues & Memberships			\$ 100	\$ 200	\$ -	\$ 200	\$ 200
57800	Supplies			\$ 1,570	\$ 2,500	\$ 158	\$ 5,500	\$ 3,500
TOTAL EXPENSES:				\$ 9,886	\$ 17,980	\$ 2,074	\$ 19,250	\$ 17,250
TOTAL BUDGET:				\$ 97,505	\$ 113,503	\$ 50,135	\$ 136,475	\$ 125,295



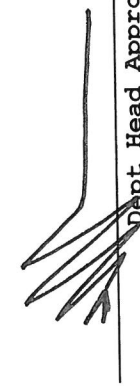
 Dept Head Approval
 1/20/22

 Date

\$ Increase/Decrease \$ 11,792
 % Increase/Decrease 10.39%

Community Services: 01528

Account	Account Name	Positions			FY2021	FY2022	FY2022	FY2023	FY2023
		FY22 REQ	FY23 REQ	FY23 APRV	Year-end Actuals	Town Meeting Vote	Actuals thru 12/31/21	Budget Request	Town Manager Recommended
		0	0	0	\$ -	\$ -	\$ -	\$ -	\$ -
57800	Human Services				\$ 18,500	\$ 30,000	\$ 30,000	\$ 35,000	\$ 35,000
	TOTAL PERSONNEL:	0	0	0	\$ -	\$ -	\$ -	\$ -	\$ -
	TOTAL EXPENSES:				\$ 18,500	\$ 30,000	\$ 30,000	\$ 35,000	\$ 35,000
	TOTAL BUDGET:				\$ 18,500	\$ 30,000	\$ 30,000	\$ 35,000	\$ 35,000



 Dept Head Approval

 1-20-22

 Date

\$ Increase/Decrease \$ 5,000

 % Increase/Decrease 16.67%

Council on Aging: 01541

Account	Account Name	Positions			FY2021	FY2022	FY2022	FY2023	FY2023
		FY22 REQ	FY23 REQ	FY23 APRV	Year-end Actuals	Town Meeting Vote	Actuals thru 12/31/21	Budget Request	Town Manager Recommended
51106	COA Director	1	1	1	\$ 56,024	\$ 57,145	\$ 29,831	\$ 65,025	\$ 65,025
51109	Van Drivers (4 P/T)	1	2	2	\$ -	\$ 36,420	\$ -	\$ 40,000	\$ 35,000
51113	Administrative Assistant	0.5	0.5	0.5	\$ 12,889	\$ 20,640	\$ 11,092	\$ 23,390	\$ 23,255
51115	Custodian				\$ 7,992	\$ 9,364	\$ 4,091	\$ 9,551	\$ 9,551
51200	Coordinator	0.5	0.5	0.5	\$ -	\$ 2,500	\$ 2,445	\$ 9,600	\$ 3,500
51420	Longevity Pay				\$ 200	\$ 300	\$ 300	\$ 300	\$ 300
	TOTAL PERSONNEL:	3	4	4	\$ 77,105	\$ 126,369	\$ 47,759	\$ 147,866	\$ 136,631
52450	Equipment Maint/Repairs				\$ 1,061	\$ 5,000	\$ 127	\$ 5,000	\$ 5,000
52700	Transportation				\$ 7,551	\$ 12,500	\$ 1,021	\$ 15,500	\$ 10,000
53810	Activities				\$ 2,635	\$ 7,950	\$ 2,851	\$ 7,950	\$ 7,950
54200	Office Supplies				\$ 1,996	\$ 2,800	\$ 638	\$ 3,000	\$ 3,000
57100	Travel/Training				\$ 303	\$ 1,400	\$ -	\$ 1,400	\$ 1,400
57300	Dues & Memberships				\$ 213	\$ 450	\$ 450	\$ 450	\$ 450
	TOTAL EXPENSES:				\$ 13,759	\$ 30,100	\$ 5,087	\$ 33,300	\$ 27,800
	TOTAL BUDGET:				\$ 90,864	\$ 156,469	\$ 52,846	\$ 181,166	\$ 164,431

Pauline Mark Salenord
 Dept Head Approval
 Date 1/20/22

\$ Increase/Decrease \$ 7,962
 % Increase/Decrease 5.09%

Veterans' Affairs: 01543

Account	Account Name	Positions		FY2021 Year-end Actuals	FY2022 Town Meeting Vote	FY2022 Actuals thru 12/31/21	FY2023 Budget Request	FY2023 Town Manager Recommended
		FY22 REQ	FY23 APRV					
		0	0	\$ -	\$ -	\$ -	\$ -	\$ -
	TOTAL PERSONNEL:	0	0	\$ -	\$ -	\$ -	\$ -	\$ -
52710	American Legion Lease			\$ 6,000	\$ 18,000	\$ 4,500	\$ 18,000	\$ 18,000
54200	Supplies			\$ 3,832	\$ 4,750	-	\$ 5,500	\$ 5,500
57700	Veterans' Benefits			\$ 67,797	\$ 101,000	\$ 24,989	\$ 95,000	\$ 90,000
57701	Veterans' District			\$ 32,195	\$ 31,950	\$ 31,945	\$ 34,435	\$ 34,435
	TOTAL EXPENSES:			\$ 109,824	\$ 155,700	\$ 61,434	\$ 152,935	\$ 147,935
	TOTAL BUDGET:			\$ 109,824	\$ 155,700	\$ 61,434	\$ 152,935	\$ 147,935


 Dept Head Approval

1/21/22
 Date

\$ Increase/Decrease \$ (7,765)
 % Increase/Decrease % -4.99%

Libraries: 01610


Account	Account Name	Positions			Year-end Actuals	Town Meeting Vote	Actuals thru 12/31/21	Budget Request	Town Manager Recommended
		FY22 REQ	FY23 REQ	FY23 APRV					
51143	Head Librarian	1	1	\$ 63,623	\$ 64,900	\$ 31,575	\$ 70,897	\$ 66,200	
51145	Assistant Librarians	2	2	\$ 94,906	\$ 96,810	\$ 47,102	\$ 98,725	\$ 98,725	
51146	Library Clerks	7.5	7.5	\$ 153,416	\$ 279,100	\$ 110,331	\$ 284,685	\$ 284,685	
51420	Longevity Pay			\$ 1,200	\$ 1,300	\$ 1,300	\$ 1,300	\$ 1,300	
51910	Stipend			\$ 1,800	\$ -	\$ -	\$ -	\$ -	
TOTAL PERSONNEL:				\$ 314,945	\$ 442,110	\$ 190,308	\$ 455,607	\$ 450,910	
52400	Equipment Maint/Repairs			\$ 3,013	\$ 3,200	\$ 1,843	\$ 3,200	\$ 3,200	
54200	Office Supplies			\$ 10,179	\$ 10,350	\$ 3,519	\$ 10,350	\$ 10,350	
55800	Nonprint Materials			\$ 34,177	\$ 35,990	\$ 18,004	\$ 36,000	\$ 36,000	
55860	Books/Subscriptions			\$ 74,156	\$ 79,185	\$ 35,191	\$ 80,000	\$ 80,000	
55861	Programming Supplies			\$ 3,097	\$ 3,170	\$ 1,328	\$ 3,170	\$ 3,170	
57100	Travel/Training			\$ 1,200	\$ 1,650	\$ -	\$ 1,400	\$ 1,400	
57300	Dues & Memberships			\$ 959	\$ 1,010	\$ 959	\$ 1,010	\$ 1,010	
TOTAL EXPENSES:				\$ 126,781	\$ 134,555	\$ 60,844	\$ 135,130	\$ 135,130	
TOTAL BUDGET:				\$ 441,726	\$ 576,665	\$ 251,152	\$ 590,737	\$ 586,040	

Amanda M. DeGiorgio \$ Increase/Decrease \$ 9,375
 Dept Head Approval % Increase/Decrease 1.63%

1/20/2022
 Date

Parks & Recreation: 01650

Account	Account Name	Positions			FY2021 Year-end Actuals	Town Meeting Vote	FY2022 Actuals thru 12/31/21	Budget Request	Town Manager Recommended
		FY22 REQ	FY23 REQ	FY23 APRV					
	TOTAL PERSONNEL:	0	0	0	\$ -	\$ -	\$ -	\$ -	
52400	Maintenance & Repairs			\$ 7,991	\$ -	\$ -	\$ -	\$ -	
54201	Parks Improvements			\$ 6,942	\$ 9,500	\$ 1,184	\$ 9,500	\$ 9,500	
57803	Lake Management			\$ -	\$ 5,000	\$ -	\$ 5,000	\$ 5,000	
57805	Youth Programming			\$ 75,713	\$ 95,000	\$ 67,844	\$ 105,000	\$ 100,000	
57810	Waste Management			\$ 2,198	\$ 8,500	\$ 2,945	\$ 8,500	\$ 7,500	
	TOTAL EXPENSES:			\$ 92,844	\$ 118,000	\$ 71,973	\$ 128,000	\$ 122,000	
	TOTAL BUDGET:			\$ 92,844	\$ 118,000	\$ 71,973	\$ 128,000	\$ 122,000	



Dept Head Approval

1/21/2022

Date

\$ Increase/Decrease \$ 4,000
% Increase/Decrease 3.39%

Boards & Commissions: 01691

Account	Account Name	Positions			FY2021 Year-end Actuals	FY2022 Town Meeting Vote	FY2022 Actuals thru 12/31/21	FY2023 Budget Request	FY2023 Town Manager Recommended
		FY22 REQ	FY23 REQ	FY23 APRV					
	TOTAL PERSONNEL:	0	0	0	\$ -	\$ -	\$ -	\$ -	
52400	Historical Commission			-	\$ 7,470	-	\$ 7,470	\$ 7,000	
52700	Historic Districts Commission			2,087	\$ 12,000	\$ 7,059	\$ 5,000	\$ 5,000	
57800	Agricultural Commission			1,300	\$ 2,000	\$ 1,125	\$ 2,000	\$ 2,000	
57810	Dubois Committee			3,350	\$ -	-	\$ -	\$ -	
57820	Strategic Sustainability Comm			-	\$ 500	-	\$ 500	\$ 500	
57830	Transportation Committee			423	\$ 1,000	\$ 12	\$ 1,000	\$ 1,000	
	TOTAL EXPENSES:			\$ 7,160	\$ 22,970	\$ 8,196	\$ 15,970	\$ 15,500	
	TOTAL BUDGET:			\$ 7,160	\$ 22,970	\$ 8,196	\$ 15,970	\$ 15,500	



 Dept Head Approval


1-20-22

 Date

\$ Increase/Decrease \$ (7,470)
 % Increase/Decrease -32.52%

Celebrations & Events: 01693

Account	Account Name	Positions		Year-end Actuals	Town Meeting Vote	Actuals thru 12/31/21	Budget Request	Town Manager Recommended
		FY22	FY23					
new	Stipend			\$ -	-	-	\$ 1,000	\$ 1,000
	TOTAL PERSONNEL:	0	0	\$ -	-	-	\$ 1,000	\$ 1,000
57800	Celebrations			\$ 2,986	5,000	831	\$ 7,500	\$ 7,500
57810	Band Programs			\$ 4,000	7,500	6,500	\$ 6,500	\$ 6,500
	TOTAL EXPENSES:			\$ 6,986	12,500	7,331	\$ 14,000	\$ 14,000
	TOTAL BUDGET:			\$ 6,986	12,500	7,331	\$ 15,000	\$ 15,000



 Dept Head Approval

1-20-21

 Date

\$ Increase/Decrease \$ 2,500
 % Increase/Decrease % 20.00%

Debt Service: 01752

Account	Account Name	Positions		FY2021	FY2022	FY2022	FY2023	FY2023
		FY22 REQ	FY23 APRV	Year-end Actuals	Town Meeting Vote	Actuals thru 12/31/21	Budget Request	Town Manager Recommended
		0	0	\$ -	\$ -	\$ -	\$ -	\$ -
	TOTAL PERSONNEL:			\$ -	\$ -	\$ -	\$ -	\$ -
59100	Long Term Principal			\$ 1,275,000	\$ 1,657,099	\$ -	\$ 1,866,900	\$ 1,866,900
59120	Long Term Interest			\$ 244,450	\$ 313,243	\$ 101,300	\$ 342,428	\$ 342,428
59130	Short Term Interest/Paydowns			\$ 272,340	\$ 85,000	\$ 23,152	\$ 80,000	\$ 80,000
59150	Debt Issuance Costs			\$ 11,326	\$ 12,500	\$ -	\$ 15,000	\$ 15,000
	TOTAL EXPENSES:			\$ 1,803,116	\$ 2,067,842	\$ 124,452	\$ 2,304,328	\$ 2,304,328
	TOTAL BUDGET:			\$ 1,803,116	\$ 2,067,842	\$ 124,452	\$ 2,304,328	\$ 2,304,328


 Dept Head Approval 1/21/22
 Date

\$ Increase/Decrease \$ 236,486
 % Increase/Decrease 11.44%

Retirement: 01911

Account	Account Name	Positions			FY2021 Year-end Actuals	FY2022 Town Meeting Vote	FY2022 Actuals thru 12/31/21	FY2023 Budget Request	FY2023 Town Manager Recommended
		FY22 REQ	FY23 APRV	FY23 REQ					
		0	0	0	\$ -	\$ -	\$ -	\$ -	
	TOTAL PERSONNEL:				\$ -	\$ -	\$ -	\$ -	
51750	Medicare			\$ 68,326	\$ 76,500	\$ 37,260	\$ 78,000	\$ 78,000	
51760	Retirement Contribution			\$ 859,276	\$ 922,789	\$ 911,013	\$ 973,805	\$ 973,805	
51950	Recruitment & Retirement			\$ 13,274	\$ -	\$ 8,300	\$ -	\$ -	
	TOTAL EXPENSES:			\$ 940,876	\$ 999,289	\$ 956,573	\$ 1,051,805	\$ 1,051,805	
	TOTAL BUDGET:			\$ 940,876	\$ 999,289	\$ 956,573	\$ 1,051,805	\$ 1,051,805	



 Dept Head Approval

Date 1/21/22

\$ Increase/Decrease \$ 52,516
 % Increase/Decrease 5.26%

REVISED

Insurance: 01945

Account	Account Name	Positions		FY2021	FY2022	FY2022	FY2022	FY2023	FY2023
		FY22 REQ	FY23 REQ	Year-end Actuals	Town Meeting Vote	Actuals thru 12/31/21	Budget Request	Town Manager Recommended	
		0	0	\$ -	\$ -	\$ -	\$ -	\$ -	\$ -
	TOTAL PERSONNEL:								
51710	Workers Compensation			51,626	\$ 57,500	\$ 41,539	\$ 55,000	\$ 55,000	\$ 55,000
51740	Health & Life Insurance			1,152,425	\$ 1,695,200	\$ 857,541	\$ 1,763,000	\$ 1,763,000	\$ 1,783,000
51741	Insurance Deductibles			1,000	\$ 15,000	\$ 6,000	\$ 10,000	\$ 10,000	\$ 10,000
57400	General Insurance			125,136	\$ 137,500	\$ 122,238	\$ 135,000	\$ 135,000	\$ 135,000
57425	Public Safety Insurance			65,876	\$ 77,500	\$ 71,770	\$ 77,500	\$ 77,500	\$ 77,500
57500	Medical Services			10,602	\$ 5,100	\$ 5,587	\$ 15,000	\$ 15,000	\$ 15,000
57800	Miscellaneous Expenses			-	\$ 500	\$ -	\$ 500	\$ 500	\$ 500
59610	Allocation from Wastewater			(180,000)	\$ (183,600)	\$ -	\$ (200,000)	\$ (200,000)	\$ (200,000)
	TOTAL EXPENSES:			\$ 1,226,665	\$ 1,804,700	\$ 1,104,675	\$ 1,856,000	\$ 1,856,000	\$ 1,876,000
	TOTAL BUDGET:			\$ 1,226,665	\$ 1,804,700	\$ 1,104,675	\$ 1,856,000	\$ 1,856,000	\$ 1,876,000

\$ Increase/Decrease \$ 71,300
 % Increase/Decrease 3.95%

 Dept Head Approval Date

Wastewater: 60442

Account	Account Name	Positions		FY2021	FY2022	FY2022	FY2023	FY2023
		FY22 REQ	FY23 APRV	Year-end Actuals	Town Meeting Vote	Actuals thru 12/31/21	Budget Request	Town Manager Recommended
51133	Superintendent	1	1	\$ 86,057	\$ 89,050	\$ 42,479	\$ 90,835	\$ 90,835
51134	Mechanic	1	1	-	\$ 61,955	\$ 20,477	\$ 63,183	\$ 63,183
51136	Laborers	1	1	-	\$ 52,120	\$ 21,715	\$ 53,161	\$ 53,161
51137	Laborers/Drivers	1	1	\$ 176,618	\$ 53,895	\$ 42,377	\$ 54,978	\$ 54,978
51139	Equipment Operator	1	1	-	\$ 59,865	\$ 29,521	\$ 61,054	\$ 61,054
51140	Plant Operator	1	1	\$ 66,000	\$ 67,300	\$ 30,232	\$ 68,633	\$ 68,633
51141	Assistant Plant Operator	1	1	\$ 37,311	\$ 63,300	\$ 30,436	\$ 64,541	\$ 64,541
51200	Clerical	0.5	0.5	\$ 4,655	\$ 19,555	\$ 2,592	\$ 19,947	\$ 19,947
51300	Overtime			\$ 30,096	\$ 32,260	\$ 16,613	\$ 35,000	\$ 35,000
51400	Police Details			-	\$ 2,000	-	\$ 2,000	\$ 2,000
51420	Longevity Pay			\$ 1,973	\$ 2,150	\$ 2,150	\$ 2,150	\$ 2,150
TOTAL PERSONNEL:				\$ 402,710	\$ 503,450	\$ 238,592	\$ 515,482	\$ 515,482
52110	Electricity			\$ 112,520	\$ 180,300	\$ 49,810	\$ 207,400	\$ 207,400
52120	Gas/Oil			\$ 14,254	\$ 29,000	\$ 151	\$ 33,400	\$ 33,400
52310	Water			\$ 1,591	\$ 5,500	\$ 1,245	\$ 5,500	\$ 5,500
52400	Repairs & Maintenance			\$ 59,301	\$ 95,000	\$ 11,147	\$ 109,000	\$ 109,000
52740	Uniforms Rental			\$ 3,714	\$ 4,200	\$ 1,908	\$ 6,500	\$ 6,500
52800	Contracted Hauling			\$ 139,165	\$ 214,000	\$ 51,105	\$ 214,000	\$ 214,000
52801	Contracted Services			\$ 15,204	\$ 21,000	\$ 7,456	\$ 35,000	\$ 35,000
52900	Collection System			\$ 24,892	\$ 53,000	\$ 8,954	\$ 61,000	\$ 61,000
53050	Engineering/Architecture			\$ 7,925	\$ 11,000	-	\$ 13,000	\$ 13,000
53410	Telephone			\$ 3,065	\$ 3,700	\$ 1,164	\$ 4,000	\$ 4,000
53430	Postage			\$ 60	\$ 4,000	-	\$ 4,000	\$ 4,000
53800	Other Services			\$ 2,959	-	-	-	-
54200	Office Supplies			\$ 3,078	\$ 2,600	\$ 292	\$ 3,000	\$ 3,000
54800	Vehicular Supplies			\$ 3,010	\$ 4,500	\$ 3,463	\$ 5,200	\$ 5,200
54810	Gasoline			\$ 5,497	\$ 5,600	\$ 2,526	\$ 8,000	\$ 8,000
55800	Chemicals/Supplies			\$ 72,174	\$ 102,000	\$ 26,303	\$ 117,300	\$ 117,300
55840	Safety Equipment			\$ 2,966	\$ 4,000	\$ 2,464	\$ 4,600	\$ 4,600
57100	Travel/Training			\$ 1,203	\$ 4,000	\$ 392	\$ 4,000	\$ 4,000
57400	General Insurance			\$ 34,163	\$ 37,500	\$ 37,443	\$ 40,000	\$ 40,000
57401	Workers Compensation			\$ 15,080	\$ 17,500	\$ 10,547	\$ 17,500	\$ 17,500
57402	Health/Life Insurance			\$ 105,547	\$ 161,300	\$ 165	\$ 167,752	\$ 167,752
57403	Medicare			\$ 4,508	\$ 7,140	-	\$ 7,500	\$ 7,500
57404	Retirement			\$ 85,669	\$ 91,410	\$ 45,704	\$ 95,780	\$ 95,780
57406	Unfunded EE Benefits			-	\$ 5,100	-	\$ 5,100	\$ 5,100
57407	Allocation to General Fund			\$ 180,000	\$ 183,600	-	\$ 200,000	\$ 200,000
59100	Maturing Debt			\$ 462,391	\$ 463,604	-	\$ 532,293	\$ 532,293
59120	Interest on Debt			\$ 157,387	\$ 169,996	\$ 76,534	\$ 182,185	\$ 182,185
59130	Short Term Interest			\$ 21,790	\$ 20,000	\$ 2,679	\$ 40,000	\$ 40,000
59150	Debt Issuance Costs			\$ 12,328	\$ 10,500	-	\$ 20,000	\$ 20,000
TOTAL EXPENSES:				\$ 1,551,441	\$ 1,911,050	\$ 341,252	\$ 2,143,010	\$ 2,143,010
TOTAL BUDGET:				\$ 1,954,151	\$ 2,414,500	\$ 579,844	\$ 2,658,492	\$ 2,658,492

[Signature]

Dept Head Approval

1/21/2022

Date

\$ Increase/Decrease \$ 243,992
% Increase/Decrease 10.11%

REVISED

	Positions		FY2021		FY2022		FY2022		FY2023		FY2023			
	FY22	FY23	Year-end Actuals	Town Meeting Vote	Actuals thru 12/31/21	Budget Request	Town Manager Recommended	FY23 REQ	FY23 APRV	Year-end Actuals	Town Meeting Vote	Actuals thru 12/31/21	Budget Request	Town Manager Recommended
<u>TOTAL PERSONNEL:</u>														
General Fund	82.0	79.2	\$ 4,614,750	\$ 5,230,306	\$ 2,384,238	\$ 5,438,883	\$ 5,420,000							
Enterprise Fund	7.5	7.5	\$ 402,709	\$ 503,450	\$ 238,592	\$ 515,482	\$ 515,482							
<u>TOTAL EXPENSES:</u>														
General Fund			\$ 6,228,795	\$ 7,723,582	\$ 3,214,647	\$ 8,441,458	\$ 8,249,738							
Enterprise Fund			\$ 1,551,440	\$ 1,911,050	\$ 341,252	\$ 2,143,010	\$ 2,143,010							
<u>TOTAL BUDGET:</u>														
General Fund			\$ 10,843,545	\$ 12,953,888	\$ 5,598,885	\$ 13,880,341	\$ 13,669,738							
Enterprise Fund			\$ 1,954,149	\$ 2,414,500	\$ 579,844	\$ 2,658,492	\$ 2,658,492							
			\$ 12,797,694	\$ 15,368,388	\$ 6,178,729	\$ 16,538,833	\$ 16,328,230							

Section 7
FY2023 Capital Requests

FY23 Capital Requests

Dept	Project	Total Amount	Borrow	Other	Funding Source
Police	(5) Surveillance Cameras	\$ 18,000	\$ -	\$ 18,000	Free Cash
	(6) Body Cams (incls licensing/data storage for 24 units)	\$ 40,000	\$ -	\$ 40,000	Free Cash
	(2) Police Cruisers	\$ 115,000	\$ -	\$ 115,000	Tax Levy
	Total Police	\$ 173,000	\$ -	\$ 173,000	
DPW	Vehicles & Equipment				
	Highway Truck	\$ 100,900	\$ 100,900	\$ -	
	Roadside Mower	\$ 51,128	\$ 51,128	\$ -	
		\$ 152,028	\$ 152,028	\$ -	
	Buildings & Grounds				
	Ramsdell Library ADA Compliance	\$ 350,000	\$ 350,000	\$ -	
	Town Hall Campus Re-design (Grounds/Parking Lot)	\$ 580,000	\$ 580,000	\$ -	
		\$ 930,000	\$ 930,000	\$ -	
	Street and Bridge Improvements				
	Engineering	\$ 300,000	\$ 300,000	\$ -	
	Sidewalk Improvements	\$ 600,000	\$ 600,000	\$ -	
	Bridge Engineering	\$ 100,000	\$ 100,000	\$ -	
	Castle Street Pedestrian Tunnel	\$ 25,000	\$ -	\$ 25,000	CPA
	Senior Center Parking Lot Improvements	\$ 500,000	\$ 500,000	\$ -	
	Street Improvements	\$ 1,900,000	\$ 1,494,000	\$ 406,000	Ch 90
	\$ 3,425,000	\$ 2,994,000	\$ 431,000		
Total DPW	\$ 4,507,028	\$ 4,076,028	\$ 431,000		
Parks	Parks Improvements/Equipment	\$ 50,000	\$ 50,000	\$ -	
	Total Parks	\$ 50,000	\$ 50,000	\$ -	
Total General Fund		\$ 4,730,028	\$ 4,126,028	\$ 604,000	
CPA	Memorial Field Improvements	\$ 500,000	\$ 500,000	\$ -	
	Total Community Preservation Fund	\$ 500,000	\$ 500,000	\$ -	
Wastewater	Primary Clarifier Equipment Replacement	\$ 103,651	\$ 103,651	\$ -	Retained Earnings
	Pickup Truck	\$ 64,600	\$ -	\$ 64,600	
	High-Pressure Sewer Jetter	\$ 102,684	\$ 102,684	\$ -	
	Engineering	\$ 100,000	\$ 100,000	\$ -	
	High-Pressure Sewer Cleaner	\$ 137,160	\$ 137,160	\$ -	
	Total Wastewater	\$ 508,095	\$ 443,495	\$ 64,600	
Total FY23 Capital Requests		\$ 5,738,123	\$ 5,069,523	\$ 668,600	

Capital Articles for Town Meeting	
General Fund Projects	\$ 4,730,028
Community Preservation Projects	\$ 500,000
Wastewater Projects	\$ 508,095
	<u>\$ 5,738,123</u>

Lee Audio 'N Security, Inc.
65 Fairview Street, Lee, MA 01238
Phone: 800-369-3905 FAX:413-243-1273
E-Mail: sales@leeaudio.net

Commercial Proposal

Saturday, January 15, 2022

Great Barrington Police Department
465 South Main Street
Gt. Barrington, MA. 01230

Service Location
465 South Street

Dear Chief Storti

I am pleased to submit the following estimate for: Add 2 Outdoor PTZ Cameras to Camera System

Item	Manufacturer:	Part Number:	QTY	Description:
1.	Honeywell	MISC	2	HDZP30XD4 PAN TILT ZOOM CAMERA
2.	Honeywell	MISC	2	HDZGM GOOSENECH MOUNT
3.	Honeywell	MISC	2	HDZJB JUNCTION BOX
4.	Lee Audio	MISC	2	24VDC 5 AMP SUPPLY
5.	Lee Audio	MISC	1	INSTALLATION MATERIAL

Quotation includes Installation, Programming and Testing of the System per Statement of Work (Page 3).

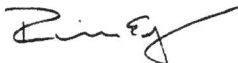
We propose to furnish the above estimate for the sum of **\$5,636.00** dollars plus applicable tax and permit fees.

Alarm Monitoring: Annually Fire Inspections: Annually

Total Connect:

Thank you for the opportunity to quote on this installation. If I can be of any further assistance please don't hesitate to contact me

Sincerely,



Richard Gore, Jr. President - rgore@leeaudio.net

This agreement contains terms and conditions on the attached page which form a part of this agreement and shall be read and accepted before signing.

Acceptance

The above proposal and attached Terms and Conditions are hereby accepted. You are authorized to do the work as proposed. Payment will be as outlined.

Date of acceptance _____ Signature _____ Title _____

Company, if applicable _____ PO# _____

65 Fairview Street, Lee, MA 01238
Phone: 800-369-3905 FAX:413-243-1273
E-Mail: sales@leeaudio.net

Statement of Work:

PROVIDE AND INSTALL 2 30X PAN/TILT ZOOM CAMERAS ON OUTSIDE OF BUILDING.

Lee Audio 'N Security, Inc.
65 Fairview Street, Lee, MA 01238
Phone: 800-369-3905 FAX:413-243-1273
E-Mail: sales@leeaudio.net

Commercial Proposal

Friday, January 14, 2022

Service Location

Great Barrington Police Department
465 South Main Street
Gt. Barrington, MA. 01230

Dear Chief Storti

I am pleased to submit the following estimate for: Lobby Camera

Item	Manufacturer:	Part Number:	QTY	Description:
1.	Dahua	A-VD-A21CM0Z	1	IR DOME CAMERA 2MP VARIFOCAL
2.	ADI	MISC	1	LOUROE LE-15 AUDIO MONITORING KIT
3.	Lee Audio	MISC	1	INSTALLATION MATERIAL

Quotation includes Installation, Programming and Testing of the System per Statement of Work (Page 3).


We propose to furnish the above estimate for the sum of **\$1,838.00** dollars plus applicable tax and permit fees.

Alarm Monitoring: **\$350.00** Annually Fire Inspections: Annually

Total Connect: **\$0.00**

Thank you for the opportunity to quote on this installation. If I can be of any further assistance please don't hesitate to contact me

Sincerely,



Richard Gore, Jr. President - rgore@leeaudio.net

This agreement contains terms and conditions on the attached page which form a part of this agreement and shall be read and accepted before signing.

Acceptance

The above proposal and attached Terms and Conditions are hereby accepted. You are authorized to do the work as proposed. Payment will be as outlined.

Date of acceptance _____ Signature _____ Title _____

Company, if applicable _____ PO# _____

65 Fairview Street, Lee, MA 01238
Phone: 800-369-3905 FAX:413-243-1273
E-Mail: sales@leeaudio.net

Statement of Work:

PROVIDE AND INSTALL DOME CAMERA IN LOBBY.
PROVIDE AND INSTALL AUDIO MONITORING IN LOBBY AND CONNECT TO DVR.



Axon Enterprise, Inc.
 17800 N 85th St.
 Scottsdale, Arizona 85255
 United States
 VAT: 86-0741227
 Domestic: (800) 978-2737
 International: +1.800.978.2737

Q-356024-44539.865JM

Issued: 12/09/2021

Quote Expiration: 12/24/2021

EST Contract Start Date: 02/15/2022

Account Number: 456591

Payment Terms: N30

Delivery Method: Fedex - Ground

SHIP TO		BILL TO		SALES REPRESENTATIVE		PRIMARY CONTACT	
465 Main Street	Great Barrington Police Dept. - MA	Great Barrington Police Dept. - MA		Jim Murgillo		Phone:	
465 Main Street	465 Main Street	465 Main Street		Phone:		Email:	
Great Barrington, MA 01230-1803	Great Barrington, MA 01230-1803	Great Barrington, MA 01230-1803		Email: jnmurgillo@axon.com		Fax:	
USA	USA	USA		Fax:			

Program Length	60 Months		
TOTAL COST	\$47,055.96	- 4,200	
ESTIMATED TOTAL W/ TAX	\$47,055.96		
Bundle Savings	\$0.00		
Additional Savings	\$6,861.96		
TOTAL SAVINGS	\$6,861.96		

PAYMENT PLAN		
PLAN NAME	INVOICE DATE	AMOUNT DUE
Year 1	Feb, 2022	\$9,411.20
Year 2	Feb, 2023	\$9,411.19
Year 3	Feb, 2024	\$9,411.19
Year 4	Feb, 2025	\$9,411.19
Year 5	Feb, 2026	\$9,411.19

Quote Details

Bundle Summary

Item	Description	QTY	Net Price	Total(USD)
ProLicense	Pro License Bundle	3		
BasicLicense	Basic License Bundle	21		
DynamicBundle	Dynamic Bundle	1		
AB3C	AB3 Camera Bundle	6		

Bundle: Pro License Bundle Quantity: 3 Start: 2/15/2022 End: 2/14/2027 Total: 7020 USD

Category	Item	Description	QTY	List Price	Discount	Tax	Net Price	Total(USD)
E.com License	73746	PROFESSIONAL EVIDENCE.COM LICENSE (Formerly SKU 73746)	3	\$39.00	0.00%	\$0.00	\$39.00	\$7,020.00
A La Carte Storage	73683	10 GB EVIDENCE.COM A-LA-CART STORAGE	9	\$0.00	0.00%	\$0.00	\$0.00	\$0.00

Bundle: Basic License Bundle Quantity: 21 Start: 2/15/2022 End: 2/14/2027 Total: 18900 USD

Category	Item	Description	QTY	List Price	Discount	Tax	Net Price	Total(USD)
E.com License	73840	EVIDENCE.COM BASIC LICENSE	21	\$15.00	0.00%	\$0.00	\$15.00	\$18,900.00
A La Carte Storage	73683	10 GB EVIDENCE.COM A-LA-CART STORAGE	21	\$0.00	0.00%	\$0.00	\$0.00	\$0.00

Bundle: Dynamic Bundle Quantity: 1 Start: 2/15/2022 End: 2/14/2027 Total: 16941.96 USD

Category	Item	Description	QTY	List Price	Discount	Tax	Net Price	Total(USD)
Other	80496	EXT WARRANTY, BODY 3 CAMERA	24	\$11.67	50.00%	\$0.00	\$5.84	\$6,861.96
Other	73683	10 GB EVIDENCE.COM A-LA-CART STORAGE	420	\$0.40	0.00%	\$0.00	\$0.40	\$10,080.00

Bundle: AB3 Camera Bundle Quantity: 6 Start: 2/15/2022 End: 2/14/2027 Total: 4194 USD

Category	Item	Description	QTY	List Price	Discount	Tax	Net Price	Total(USD)
Camera	73202	AXON BODY 3 - NA10 - US - BLK -	6	\$699.00	0.00%	\$0.00	\$699.00	\$4,194.00

Category	Item	Description	QTY	List Price	Discount	Tax	Net Price	Total(USD)
		RAPIDLOCK						
Camera Mount	74028	WING CLIP MOUNT, AXON RAPIDLOCK	7	\$0.00	0.00%	\$0.00	\$0.00	\$0.00
USB	11534	USB-C to USB-A CABLE FOR AB3 OR FLEX 2	7	\$0.00	0.00%	\$0.00	\$0.00	\$0.00

INDIVIDUAL ITEMS								
Category	Item	Description	QTY	List Price	Discount	Tax	Net Price	Total(USD)
								Total: 0

Tax is estimated based on rates applicable at date of quote and subject to change at time of invoicing. If a tax exemption certificate should be applied, please submit prior to invoicing.

Susan Carmel

From: Paul Storti
Sent: Tuesday, January 25, 2022 1:11 PM
To: Susan Carmel
Cc: Adam Carlotto; Cara Becker
Subject: vehicle funding

Sue, I finally received the quotes from Motorola. I sent in another email to you. Here is the revised amount for the vehicle project. Paul

CMG 1 2022 Chevy Tahoe \$39609.25
MHQ 1 2022 Ford Police Interceptor \$41219.95
2 Motorola APX 8500 radios \$18496.47
Equipment swap for new Tahoe \$12959.39

Total amount \$112285.06



Paul E. Storti
Chief of Police
Great Barrington Police Department
413-528-0306
pstorti@townofgb.org

Town of Great Barrington
465 Main Street
Great Barrington MA 01230



The Secretary of State's office has determined that most e-mails to and from municipal offices and officials are public records. Consequently, confidentiality should not be expected.



Estimate

Date: 12/13/2021

Customer ID: GBPD

To: Great Barrington Police Department
 Attn: Sergeant Adam Carlotto
 465 Main Street
 Great Barrington, MA 01230
 413-528-0306 X143

Salesperson: Dave Brown
 508-561-3227

Price Per GBPC/BAPERB

QTY	Item #	Description	Unit Price	Line Total
1.00	CK15706	2022 Chevrolet Tahoe 4WD SSV	\$ 38,191.00	\$ 38,191.00
1.00	A50	Front Bucket Seats	\$ 347.50	\$ 347.50
1.00	AMF	Remote Keyless Entry	\$ 71.25	\$ 71.25
1.00	PQA	Safety Package Forward Collision Alert Lane Keep	\$ 405.75	\$ 405.75
1.00	AU7	Key Common	\$ 23.75	\$ 23.75
1.00	B30	Floor Covering Carpet	\$ 185.25	\$ 185.25
1.00	B58	Floor Mats Required	\$ 76.00	\$ 76.00
1.00	BTV	Remote Starter System	\$ 285.00	\$ 285.00
1.00	62E	Key Common with Additional Fobs	\$ 23.75	\$ 23.75
			\$	-
			\$	-
			\$	-
			\$	-
			\$	-
			\$	-
			\$	-
			\$	-
			\$	-
			\$	-
			\$	-
			\$	-

Please remit payment to:

Gordon Chevrolet, Inc. dba Colonial Municipal Group
 61 Camelot Drive
 Plymouth, MA 02360

Vehicle Subtotal	\$39,609.25
Upfit Subtotal	\$0.00
Grand Total	\$39,609.25

Thank you for choosing the Colonial Way!



Pittsfield Communications Systems, Inc.
 1502 West Housatonic Street
 Pittsfield, Ma .01201
 413-448-8214

Prepared by: Matthew Morehouse
 email address: Mmorehouse@Pittsfieldcommunications.com

Date: January 21, 2022

Quotation valid for 90 days

Quotation for: Great Barrington Police Department
 Attn: Sergeant Carlotto

Reference: 2021 Tahoe Upfit

APC	ITEM	QTY	MODEL	DESCRIPTION	LIST PRICE	SHIP DATE x weeks ARO	DISCOUNT PRICE	TERMS NET 30 DAYS	EXTENDED AMOUNT
		1	ENGS581RSP	Soundoff 500 Series Remote Siren with Button Control, for one 100 watt speaker			\$ 880.27	\$	880.27
		1	ENGLMK001	bluePRINT Link® Micro Module and Vehicle Harness for Chevrolet Tahoe 2022			\$ 374.22	\$	374.22
		1	ENGND04101	bluePRINT® Remote Node, 4 Active High/Low Inputs, 10 outputs			\$ 228.42	\$	228.42
		1	ENGHNK02	18 inch Harness Kit for Remote Node			\$ 43.13	\$	43.13
		1	ETSS100J	100J Series Composite Speaker w/ Universal Bail Bracket - 100 watt			\$ 167.67	\$	167.67
		1	ETSSVBK07	Chevy Tahoe speaker bracket			\$ 35.24	\$	35.24
		1	ENFWB00EP8	nFORCE Front Interior LB - BW			\$ 1,134.20	\$	1,134.20
		1	ENFWB00FLL	nFORCE Rear Interior LB - B/A			\$ 1,134.20	\$	1,134.20
		8	EMPS2001N-E	mPower Fascia light, 4" Stud mount - BW (Grille and rear 1/4 glass)			\$ 131.83	\$	1,054.64
		1	PMP2BK004	Grille Mount Bracket 2 Mod Kit for installation on 2022 Chevrolet Tahoe			\$ 58.93	\$	58.93
		2	PMP2WSSSB	Window Shroud Kit for 4" Light w/ Stud Mount (Rear 1/4 glass)			\$ 15.19	\$	30.38
		2	EMPS2001A-B	mPower Fascia light, 4" quick mount - Blue (Hatch open warning)			\$ 123.32	\$	246.64
		2	ELUC3H010R	UnderCover Screw-In LED Insert - Red (Tailights)			\$ 89.30	\$	178.60
		2	3SRCCDCR	Whelen 3" Round Compartment Super-LED Lighthouse			\$ 65.48	\$	130.96
		1	C-VS-1012-TAH-1	Havis Console 2021 Tahoe			\$ 670.95	\$	670.95



QUOTE

CUSTOMER

Contact Name: Adam Carlotto, Sergeant
 Company/Dept: Great Barrington Police Dept.
 Street Address: 465 Main St.
 City, State, Zip: Great Barrington, MA 01230
 Phone: 413.528.0306 x.143 / 413.329.2142 (c.)
 Email: acarlotto@townofgb.org

Date: 12.14.21
 Valid Until: Budget Quote
 Customer #: 12071
 Contract: Budget Quote
 Sales Rep: Tim Barnes
 Patrol Vehicle

Vehicle: BUDGET QUOTE FOR 2022

CONTRACT LINE REFERENCE	LINE DESCRIPTION	UNIT PRICE	QTY.	EXTENDED PRICE
K8A	2022 or current Ford Utility Police Interceptor - Optional Engine: (99B) 3.3L V6 Direct-Injection Gasoline (FFV) - 10 Speed Automatic Transmission - Heavy Duty 18" Steel Wheels Small Chrome Center Hub Caps- Heavy Duty Vinyl Flooring - 1st Row Police Grade Cloth Dual Front Bucket Seats (Driver's Side Six Way Power Seat; Passenger side Manual) - 2nd Row Vinyl 60/40 Split Bench Seats - 3 Year 36,000 mile Bumper to Bumper Warranty- 5 Year 100,000 mile Drivetrain Warranty	\$ 33,550.00	1	\$ 33,550.00
UM	Exterior Color: Agate Black Metallic	\$ -	1	\$ -
18D	Global Lock / Unlock feature (Door-panel switches will lock/unlock all doors and rear liftgate. Eliminates the overhead console liftgate unlock switch)	\$ -	1	\$ -
87R	Rear View Camera (Mirror Display)	\$ -	1	\$ -
153	License Plate Bracket - Front	\$ -	1	\$ -
43D	Dark Car Feature – Courtesy lamp disable when any door is opened	\$ 24.50	1	\$ 24.50
51R	Spot Lamp - Driver only (Unity LED)	\$ 387.10	1	\$ 387.10
549	Mirrors - Heated Side View	\$ 58.80	1	\$ 58.80
52P	Hidden Door-Lock Plunger -inc: rear-door controls inoperable (locks, handles and windows) Locks/windows operable from driver's door switches	\$ 156.80	1	\$ 156.80
76R	Reverse Sensing	\$ 266.75	1	\$ 266.75
Standard	Hands Free/ Bluetooth	\$ -	1	\$ -
Standard	Trailer hitch - Class III	\$ -	1	\$ -
VEHICLE TOTAL:				\$ 34,443.95

Contract Equipment:

CONTRACT LINE REFERENCE	LINE DESCRIPTION	UNIT PRICE	QTY.	EXTENDED PRICE
FLEET KEY	Fleet Keyed at the dealer - 1111x	\$ 105.00	2	\$ 210.00
Package C	Deluxe Graphics Package	\$ 695.00	1	\$ 695.00
Paint	Paint 4 doors and Roof (rear wing included) (YZ) Oxford White	\$ 945.00	1	\$ 945.00
Labor Hour	Labor to activate factory headlight flasher (Wig-Wag)	\$ 108.00	0.5	\$ 54.00
PES110	Transfer 2 hideaway LED systems	\$ 168.75	1	\$ 168.75
PES133	Transfer mirror beam lighting system	\$ 206.75	1	\$ 206.75

PES106	Transfer rear side 1/4 glass lights (Pair)	\$ 137.50	1	\$ 137.50
1462	Transfer lights on front of push bumper (Pair)	\$ 125.00	1	\$ 125.00
1462	Transfer lights on side of push bumper (Pair)	\$ 125.00	1	\$ 125.00
1416	Transfer Light bar and switching	\$ 205.00	1	\$ 205.00
1418	Transfer rear interior lightbar	\$ 145.00	1	\$ 145.00
1433	Transfer 4 hideaway LED systems	\$ 195.00	1	\$ 195.00
1420	Transfer Siren and speaker	\$ 175.00	1	\$ 175.00
1421	Transfer Prisoner Barrier	\$ 215.00	1	\$ 215.00
1422	Transfer Cargo Barrier Barrier	\$ 175.00	1	\$ 175.00
1425	Transfer rear prisoner seat	\$ 105.00	1	\$ 105.00
1440	Transfer console, cupholder and armrest (non printer)	\$ 75.00	1	\$ 75.00
WK2720	9.11 Circuits Model # CH27 Full Size Power Distribution System Transfer Kit	\$ 196.00	1	\$ 196.00
Labor Hour	Labor to transfer CH27	\$ 108.00	1	\$ 108.00
1439	Transfer flashlight with charger	\$ 35.00	1	\$ 35.00
1447	Transfer Anti-theft system - Tremco	\$ 100.00	1	\$ 100.00
1442	Transfer shotgun/rifle rack (per weapon)	\$ 75.00	2	\$ 150.00
1464	Transfer recessed lighted push bumper with new hardware	\$ 125.00	1	\$ 125.00
1443	Transfer mobile data terminal, modem, power supply, charge guard, and antenna. (New mount)	\$ 325.00	1	\$ 325.00
1948	Vent Shades- 4 doors	\$ 95.00	1	\$ 95.00
1428	Labor to transfer Whelen 3" round cargo light installed on underside of liftgate	\$ 110.00	1	\$ 110.00
1441	Labor to transfer electrictronics cover	\$ 75.00	1	\$ 75.00
	2022 Budget Increase	\$ 1,500.00	1	\$ 1,500.00
EQUIPMENT TOTAL:				\$ 6,776.00

Vehicle Equipment Total:	\$ 41,219.95
---------------------------------	---------------------

ITEM	LINE DESCRIPTION	UNIT PRICE	QTY.	EXTENDED PRICE
	Number of Vehicles to be purchased	\$ 41,219.95	1	\$ 82,439.90
			0	\$ 41,219.95
TOTAL:				\$ 82,439.90

41219.95

TERMS AND CONDITIONS

*This quote is valid for 60 days. Any purchase orders or approved quotes received outside of this date will be subject to price adjustments. By signing this quote, the customer is agreeing to pay, in full, for all items listed above. Any requests for changes, modifications, replacements, removals or additional items may be subject to additional fees and/or adjusted delivery dates.

M.G.L. c.30B applies to the procurement of all commodities quoted. Contract items have been collectively purchased pursuant to M.G.L. c 30B sec. 1c and M.G.L. c.7 sec. 22B. The governmental body is responsible to determine the applicability of M.G.L. c 30B to off contract items, including, but not limited to off contract items that have already been properly procured under M.G.L. c 30B sec. 1c and M.G.L. c. 7 sec. 22A (purchases from a vendor on a contract with the Commonwealth), other contracts procured under M.G.L. c 30B sec 1c and M.G.L. c.7 sec. 22B, or any M.G.L. c. 30B contract between the vendor and the jurisdiction. All off contract items must be procured under M.G.L. c. 30B.

The terms and conditions stated herein and the provisions of any agreement between MHQ and Buyer, if applicable, shall constitute the complete and only terms and conditions applicable to any and all purchases by Buyer from MHQ. Any additional and/or different terms and/or conditions printed anywhere including on, or with, Buyer's order shall be inapplicable in regard to any purchase by Buyer from MHQ.



Massachusetts State Contract Pricing

Motorola
 Pittsfield Communications Systems, Inc.
 Dave Ullrich
 1502 West Housatonic Street
 Pittsfield, Ma .01201
 413-448-8214

Date 1-25-22

Quotation valid for 90 days

Prepared by: Jt Dave Ullrich

email address: dullrich@pittsfieldcommunications.com

Quotation for:

GREAT BARRINGTON POLICE

Reference: APX 8500 HP ALL BAND MOBILE

Mass State Contract ITT57									
APC ITEM	QTY	MODEL	DESCRIPTION	LIST PRICE	Discount %	SHIP DATE x weeks ARO	CONTRACT PRICE	EXTENDED AMOUNT	TERMS NET 30 DAYS
681	2	M37TXS9PW1AN	APX8500 ALL BAND HP MOBILE	\$ 6,677.00	24%		\$ 5,074.52	\$ 10,149.04	
681	2	G806BL	ASTRO DIGITAL CAI OP APX	\$ 567.00	24%		\$ 430.92	\$ 861.84	
656	2	G51AT	SMARTZONE OPERATION APX	\$ 1,650.00	24%		\$ 1,254.00	\$ 2,508.00	
656	2	G361AH	P25 TRUNKING SOFTWARE	\$ 330.00	24%		\$ 250.80	\$ 501.60	
450	2	GA00580AA	TDMA OPERATION	\$ 495.00	24%		\$ 376.20	\$ 752.40	
656	2	G996AS	OVER THE AIR PROVISIONING	\$ 110.00	24%		\$ 83.60	\$ 167.20	
656	2	GA00092AS	DUAL CONTROL HD HARDWARE	\$ 627.00	24%		\$ 476.52	\$ 953.04	
656	2	G444AH	APX CONTROL HEAD SOFTWARE	\$ -			\$ -	\$ -	
656	4	GA01670	E5 CONTROL HEAD	\$ 717.00	24%		\$ 544.92	\$ 2,179.68	
656	4	G892AB	HAND MIC,GCAI WATER RESISTANT	\$ 79.00	24%		\$ 60.04	\$ 240.16	
656	4	G831AD	SPKR 15W WATER RESISTANT	\$ 66.00	24%		\$ 50.16	\$ 200.64	
681	2	G628AC	REMOTE MOUNT CABLE 17'	\$ 17.00	24%		\$ 12.92	\$ 25.84	
185	2	G610AC	REMOTE MOUNT CABLE 30'	\$ 28.00	24%		\$ 21.28	\$ 42.56	
209	2	SVC03SVC0115D	3 YEAR SFS LITE	\$ 176.00	0%		\$ 176.00	\$ 352.00	
	2	GA05509AA	SUBSCRIBER PROGRAMMING	\$ 75.00	0%		\$ 75.00	\$ 75.00	
	2	NNTN7624C	DEL:DELETE UHF BAND	\$ (800.00)	24%		\$ (608.00)	\$ (1,216.00)	
	2		CHARGER IMPRES VEHICLE	\$ 509.76	31%		\$ 351.73	\$ 703.47	
Notes:				TOTAL			\$ 18,496.47	\$ 18,496.47	
				SALES TAX				n/a	
				GROUND SHIPPING				included	
				TOTAL				\$ 18,496.47	

Great Barrington Waste Water

[Fleet] 2022 Ford Super Duty F-350 SRW (F3B) XL 4WD Reg Cab 8' Box (7)



Table of Contents

- Price Summary
- Selected Model and Options

[Fleet] 2022 Ford Super Duty F-350 SRW (F3B) XL 4WD Reg Cab 8' Box (7) (Complete)

Price Summary

PRICE SUMMARY

	MSRP
Base Price	\$39,515.00
Total Options	\$6,220.00
Vehicle Subtotal	\$45,735.00
Destination Charge	\$1,695.00
Grand Total	\$47,430.00

10% Adjustment \$52,170.00

Prices, specifications, and availability are subject to change without notice, and do not include certain fees, taxes and charges that may be required by law or vary by manufacturer or region. Performance figures are guidelines only, and actual performance may vary. Photos may not represent actual vehicles or exact configurations. Content based on report preparer's input is subject to the accuracy of the input provided. Data Version: 15315, Data updated Dec 8, 2021 11:40:00 PM PST

[Fleet] 2022 Ford Super Duty F-350 SRW (F3B) XL 4WD Reg Cab 8' Box (7) (✔ Complete)

Selected Model and Options

MODEL

CODE	MODEL	MSRP
F3B	2022 Ford Super Duty F-350 SRW XL 4WD Reg Cab 8' Box	\$39,515.00

COLORS

CODE	DESCRIPTION
W6	Green Gem

ENGINE

CODE	DESCRIPTION	MSRP
996	Engine: 6.2L 2-Valve SOHC EFI NA V8 Flex-Fuel (STD)	\$0.00

TRANSMISSION

CODE	DESCRIPTION	MSRP
44G	Transmission: TorqShift 10-Speed Automatic -inc: SelectShift and selectable drive modes: normal, tow/haul, eco, deep sand/snow and slippery (STD)	\$0.00

OPTION PACKAGE

CODE	DESCRIPTION	MSRP
610A	Order Code 610A	\$0.00

AXLE RATIO

CODE	DESCRIPTION	MSRP
X37	3.73 Axle Ratio (STD)	\$0.00

WHEELS

CODE	DESCRIPTION	MSRP
64F	Wheels: 18" Argent Painted Steel -inc: painted hub covers/center ornaments	\$455.00

TIRES

CODE	DESCRIPTION	MSRP
TDX	Tires: LT275/70Rx18E BSW A/T (4) -inc: Spare may not be the same as road tire	\$265.00

PRIMARY PAINT

CODE	DESCRIPTION	MSRP
W6	Green Gem	\$660.00

Prices, specifications, and availability are subject to change without notice, and do not include certain fees, taxes and charges that may be required by law or vary by manufacturer or region. Performance figures are guidelines only, and actual performance may vary. Photos may not represent actual vehicles or exact configurations. Content based on report preparer's input is subject to the accuracy of the input provided. Data Version: 15315, Data updated Dec 8, 2021 11:40:00 PM PST

[Fleet] 2022 Ford Super Duty F-350 SRW (F3B) XL 4WD Reg Cab 8' Box (7) (Complete)

SEAT TYPE

CODE	DESCRIPTION	MSRP
AS	Medium Earth Gray, HD Vinyl 40/20/40 Split Bench Seat -inc: center armrest, cupholder, storage and driver's side manual lumbar	\$0.00

ADDITIONAL EQUIPMENT - PACKAGE

CODE	DESCRIPTION	MSRP
90L	Power Equipment Group -inc: Deletes passenger-side lock cylinder, upgraded door trim panel, Accessory Delay, Advanced Security Pack, SecurILock Passive Anti-Theft System (PATS) and inclination/intrusion sensors, Power Locks, Remote Keyless Entry, Trailer Tow Mirrors w/Power Heated Glass, manual folding, manually telescoping, heated convex spotter mirror and integrated clearance lamps/turn signals, Power Front Seat Windows, 1-touch up/down driver/passenger window, Power Tailgate Lock	\$915.00

ADDITIONAL EQUIPMENT - MECHANICAL

CODE	DESCRIPTION	MSRP
473	Snow Plow Prep Package -inc: computer selected springs for snowplow application, Note restrictions apply; see supplemental reference or body builders layout book for details, May result in deterioration of ride quality when vehicle is not equipped w/snowplow, Dual battery (86M) recommended w/6.2L or 7.3L gasoline engines; see body builders layout book for details	\$250.00
52B	Trailer Brake Controller -inc: Verified to be compatible w/select electric over hydraulic brakes, smart trailer tow connector	\$270.00
67E	240 Amp Alternator	\$85.00
68D	GVWR: 10,000 lb Payload Package	\$0.00

ADDITIONAL EQUIPMENT - EXTERIOR

CODE	DESCRIPTION	MSRP
18B	Platform Running Boards	\$320.00
19K	Bright Aluminum Crossbed Toolbox (Pre-Installed) -inc: Model #127-0-03 by Weather Guard	\$950.00
592	LED Roof Clearance Lights	\$95.00
61L	Front Wheel Well Liners (Pre-Installed)	\$180.00
61M	Rear Wheel Well Liners (Pre-Installed)	\$180.00
61S	Front Splash Guards/Mud Flaps (Pre-Installed)	\$130.00
62S	Rear Splash Guards/Mud Flaps (Pre-Installed)	\$0.00
87B	Bed Step	\$325.00
91G	Amber-Wht 360 Deg LED Warn Strobes (Pre-Installed) -inc: dual beacon	\$600.00

Prices, specifications, and availability are subject to change without notice, and do not include certain fees, taxes and charges that may be required by law or vary by manufacturer or region. Performance figures are guidelines only, and actual performance may vary. Photos may not represent actual vehicles or exact configurations. Content based on report preparer's input is subject to the accuracy of the input provided. Data Version: 15315, Data updated Dec 8, 2021 11:40:00 PM PST

[Fleet] 2022 Ford Super Duty F-350 SRW (F3B) XL 4WD Reg Cab 8' Box (7) (✔ Complete)

ADDITIONAL EQUIPMENT - INTERIOR

CODE	DESCRIPTION	MSRP
43C	110V/400W Outlet -inc: 1 in-dash mounted outlet	\$175.00
66S	Upfitter Switches (6) -inc: Located in overhead console	\$165.00
873	Rear CHMSL Camera -inc: Display in center stack screen, LED Center High-Mounted Stop Lamp (CHMSL) w/cargo light and rear video camera	\$200.00
Options Total		\$6,220.00

Prices, specifications, and availability are subject to change without notice, and do not include certain fees, taxes and charges that may be required by law or vary by manufacturer or region. Performance figures are guidelines only, and actual performance may vary. Photos may not represent actual vehicles or exact configurations. Content based on report preparer's input is subject to the accuracy of the input provided. Data Version: 15315, Data updated Dec 8, 2021 11:40:00 PM PST

HW9 Quote

Richard Atwood <housatonicwelding@gmail.com>

Mon 12/13/2021 8:49 AM

To: Bill Ingram <BIngram@Townofgb.org>;

****CAUTION:****

****This is an external email, be vigilant****

*****Do not click links or open attachments unless you recognize the sender (and their email address) and know the content is safe*****

Good morning,

Town of Great Barrington

We are pleased to quote you to equip the new truck for a new plow - HW9 hydro turn going on an F350 single rear wheel utility body - price to include Fisher headgear and all truck side Fisher equipment.

HC Fisher headgear & truckside equipment \$6500.00

1-HW9 one way hydro turn Fisher hook up \$4800.00

**Plow to be galvanized.

Please contact me if you have any questions.

Thank you,

Housatonic Welding

413-329-3672

\$12,430 (10% ↑ adjustment)

The Maher Corporation

Water & Wastewater Process, Pumping & Valve Systems

Quote

192 Pleasant Street
Rockland, MA 02370

Phone :: 781-421-2600
Fax :: 781-878-1219

Quote No. :: 7788
Attention :: Bill Ingram
Phone :: (413) 528-0650
Fax :: (413) 528-8311
Pages :: 1 of 1

Quote To: **Great Barrington WWTF**
100 Bentley Road
Great Barrington, MA 01230

Ship To: **Great Barrington WWTF**
100 Bentley Road
Great Barrington, MA 01230

Quote Date :: **12/06/21**

Sales Rep :: **Matt Kibble**

Freight :: **Not Included**

Expires On :: **01/05/22**

Terms :: **Net 30**

Desc. :: **Polychem Parts**

Quantity			Item Number	Description	Unit Price	Amount
Required	Shipped	B.O.				
8			10000508-001	Polychem Chain, Drive, NH-78 10.0 FT Strand.	215.00	1720.00
98			10000275-058	Polychem Chain NCS-720 Chain Strand 9.5"	164.00	16072.00
98			10000274-001	Polychem F22-8 ATTACHMENT LINK & PIN & CLIP KIT, NCS-720-S	23.00	2254.00
98			10001039-001	Polychem Filler Block 3x8 C-Channel Flight PP-Black	13.00	1274.00
134			10000711-001	Polychem Carrying Wear Shoe, 4Holes PA6/6-Blue	21.00	2814.00
98			10000595-001	Polychem Wear Shoe, Return, w/ Lug, Blue, Nylon 6-6 WEAR SHOE, RETURN, W/LUG, BLUE, NYLON 6-6	19.00	1862.00
67			10000150-010	Polychem Hardware kit. C-Channel flight, 10 hole set, english, 316ss	18.00	1206.00
38			10000275-059	Polychem Chain NCS-720 Chain 4.5' Strand	99.00	3762.00
38			10000274-004	Polychem Kit, NCS-720-S, F22-6 Attachment Link, W/ Pin and Clip.	25.00	950.00
38			10001039-003	Polychem Filler Block for 3" x 6" flight, polypropylene	15.00	570.00

Returned items subject to a 25% restocking fee.
VISA, MASTERCARD and AMERICAN EXPRESS. subject to 2.5% service fee

The Maher Corporation

Water & Wastewater Process, Pumping & Valve Systems

192 Pleasant Street
Rockland, MA 02370

Phone :: 781-421-2600
Fax :: 781-878-1219

Quote

Quote No. :: 7788
Attention :: Bill Ingram
Phone :: (413) 528-0650
Fax :: (413) 528-8311
Pages :: 2 of 2

Quote To: **Great Barrington WWTF**
100 Bentley Road
Great Barrington, MA 01230

Ship To: **Great Barrington WWTF**
100 Bentley Road
Great Barrington, MA 01230

Quote Date :: **12/06/21**

Sales Rep :: **Matt Kibble**

Freight :: **Not Included**

Expires On :: **01/05/22**

Terms :: **Net 30**

Desc. :: **Polychem Parts**

Quantity			Item Number	Description	Unit Price	Amount
Required	Shipped	B.O.				
4			10000301-031	Polychem SPKT, 23T, 720, SPLIT, KW&SS, 4.438" SHAFT, ENG HDW, PA6	1227.00	4908.00
1			10000507-009	Polychem Set Collar Assy. Shaft Band Collar Assy. 4.44" Shaft, 316SS Band Clamp, PA6	194.00	194.00
2			10000507-023	Polychem Set Collar Assy. Shaft Band Collar Assy. 1.94" Shaft, 316SS Band Clamp, PA6	286.00	572.00
9			10000351-023	Polychem 17T Sprocket NCS-720S Sprocket Assy, 17T Split, Plain Bore, 4.34" Bore, ENG HDW, PA6, Sleeve Bearing	713.00	6417.00
8			10000502-004	Polychem Static Sleeve Brg 3.44" Shaft, 4.34" Sprocket Bore, 300SS Band Clamp, UHMW-PE	311.00	2488.00
4			10000351-027	Polychem Sprocket Assy. NCS-720S, 17T, Split, Plain Bore, 4.84" Bore, ENG HDW PA6 Sleeve Bearing	673.00	2692.00
4			10000502-005	Polychem Static Sleeve Bearing Assy. 3.94" Shaft 4.84" Sprocket Bore, 300 SS Band Clamp, UHMW-PE	389.00	1556.00
95			10000286-001	Polychem Wearstrip, 3/8"x 2-5/8" x 120" long UHMW-PE. 1 hole & 3 slots	42.00	3990.00

Returned items subject to a 25% restocking fee.
VISA, MASTERCARD and AMERICAN EXPRESS. subject to 2.5% service fee

The Maher Corporation

Water & Wastewater Process, Pumping & Valve Systems

192 Pleasant Street
Rockland, MA 02370

Phone :: 781-421-2600
Fax :: 781-878-1219

Quote

Quote No. :: 7788
Attention :: Bill Ingram
Phone :: (413) 528-0650
Fax :: (413) 528-8311
Pages :: 3 of 3

Quote To: **Great Barrington WWTF**
100 Bentley Road
Great Barrington, MA 01230

Ship To: **Great Barrington WWTF**
100 Bentley Road
Great Barrington, MA 01230

Quote Date :: **12/06/21**

Sales Rep :: **Matt Kibble**

Freight :: **Not Included**

Expires On :: **01/05/22**

Terms :: **Net 30**

Desc. :: **Polychem Parts**

Required	Quantity		Item Number	Description	Unit Price	Amount
	Shipped	B O				
220			10000065-001	Polychem Conical Weld Washer for Wearstrip 316SS	5.00	1100.00
40			10000066-005	Polychem Hardware Kit, Wearstrip, Return Rail (1 kit / Strip)	12.00	480.00
5			10001033-002	Polychem NH-78 SPKT 7T, 1.28" bore, 1.5" length thru bore, C Hub, ASYM PA6/6	179.00	895.00
4			10001034-001	Polychem Drive chain tension take up assembly PA 6 ARM POM Shaft, SS pins	220.00	880.00
4			10000581-003	Polychem Support, Chain Tightener FRP Angle, 4"x4"x3/8"	38.00	152.00
1			10000345-002	Polychem NH-78 11T Jaw Clutch Assy. 2" Shaft, 5" Drive, Clockwise	2019.00	2019.00
1			1000344-002	Polychem NH-78 11T Jaw Clutch Assy. 2" Shaft 5" Drive, CCW	2016.00	2016.00
1			10000345-032	Polychem NH-78 11T Jaw Clutch Assy. 1.5" Shaft 5" Drive, Clockwise	1817.00	1817.00
1			10000344-033	Polychem NH-78 11T Jaw Clutch Assy. 1.50" Shaft 5" Drive, CCW	1817.00	1817.00
8			10000351-011	Polychem NCS-720S 17T Sprocket Assy, Split,	744.00	5952.00

Returned items subject to a 25% restocking fee.
VISA, MASTERCARD and AMERICAN EXPRESS. subject to 2.5% service fee

The Maher Corporation

Water & Wastewater Process, Pumping & Valve Systems

192 Pleasant Street
Rockland, MA 02370

Phone :: 781-421-2600
Fax :: 781-878-1219

Quote

Quote No. :: 7788
Attention :: Bill Ingram
Phone :: (413) 528-0650
Fax :: (413) 528-8311
Pages :: 4 of 4

Quote To: **Great Barrington WWTF**
100 Bentley Road
Great Barrington, MA 01230

Ship To: **Great Barrington WWTF**
100 Bentley Road
Great Barrington, MA 01230

Quote Date :: 12/06/21

Sales Rep :: Matt Kibble

Freight :: Not Included

Expires On :: 01/05/22

Terms :: Net 30

Desc. :: Polychem Parts

Required	Quantity		Item Number	Description	Unit Price	Amount
	Shipped	B.O.				
8			10000502-001	Plain Bore, 2.84" Bore, ENG HDW, PA6 Sleeve Bearing		
				Polychem Static Sleeve Bearing Assy, 1.94" Shaft, 2.84" Sprocket Bore, 300SS Band Clamp, UHMW-PE	346.00	2768.00
8			10000342-001	Polychem Anchor System Adhesive, HIT-HY 200A, Foil Pack, Mixer & Filler Tube	109.00	872.00
24			10000058-007	Polychem Flat Washer 1/2" Size 0.531ID x 1.25 OD 316SS	0.75	18.00
16			10000012-006	Polychem Splitlock Washer 1/2", 316SS	0.75	12.00
16			10000006-004	Polychem Hex Nut 1/2"-13 316SS	1.00	16.00
8			10000001-070	Polychem hex Bolt 1/2-13 x 2-1/4" 316SS	14.00	112.00
8			10000221-001	Polychem Shear Pin Kit, with (3) 0.325" dia neck shear pins, (3) set screws	54.00	432.00
1			10000258-001	Polychem Sprocket NH-78 Drive Sprocket, 11 Tooth, Bronze Bearing w/ Overtorque Protection/Fault Alarm Trip Function	336.00	336.00
1			10000341-001	Polychem Adhesive Gun Manual Adhesive Dispenser, HDM 500 & Red Cartridge	197.00	197.00

Returned items subject to a 25% restocking fee.
VISA, MASTERCARD and AMERICAN EXPRESS. subject to 2.5% service fee

The Maher Corporation

Water & Wastewater Process, Pumping & Valve Systems

Quote

192 Pleasant Street
Rockland, MA 02370

Phone :: 781-421-2600
Fax :: 781-878-1219

Quote No. :: 7788
Attention :: Bill Ingram
Phone :: (413) 528-0650
Fax :: (413) 528-8311
Pages :: 5 of 5

Quote To: **Great Barrington WWTF**
100 Bentley Road
Great Barrington, MA 01230

Ship To: **Great Barrington WWTF**
100 Bentley Road
Great Barrington, MA 01230

Quote Date :: 12/06/21

Sales Rep :: Matt Kibble

Freight :: Not Included

Expires On :: 01/05/22

Terms :: Net 30

Desc. :: Polychem Parts

Required	Quantity		Item Number	Description	Unit Price	Amount
	Shipped	B O				
49			641-22883	Holder, HIT-CR 500 Polychem Flight FRP,3X8X19'-8.5" LG,10 H	241.00	11809.00
19			640-22884	Polychem Flight FRP,3X6X4'-9" LG,8H	66.00	1254.00
2			10001955-012	Polychem Sprocket NH-78 Variable Drive Sprocket ASSY 40T, Split, 4.46" Bore 1.00x.50 KWY, 316 SS HDW	3615.00	7230.00
2			10000301-064	Polychem Sprocket 23T, 720, Split, KW&SS 1.938" Shaft, ENG HDW, PA6	1710.00	3420.00
2				Polychem Sprocket NH-78 Variable Drive Sprocket ASSY 40T, Split, 1.96" Bore, 1.00x.50 KWY, 316SS Hardware p/n 10001955-XXX	3615.00	7230.00

Quote subtotal

\$ 93,228.00
~~108135.00~~

Quote total

~~108135.00~~

93,228.00

Estimated shipping

1000

94,228

*TO account for
market uncertainties \$1000*

Adjusted Quote \$103,651.00

Returned items subject to a 25% restocking fee.
VISA, MASTERCARD and AMERICAN EXPRESS. subject to 2.5% service fee



1590 Dutch Road | Dixon, IL 61021

p 815.835.5566 | f 815.284.5600

www.SewerEquipment.com

December 17, 2021

Distributor: Chadwick-Baross

End User: Great Barrington WWTP

Address: 100 Bentley Rd.

City, State, Zip: Great Barrington, MA 01230

Phone:

Contact: Bill Ingram

Email:



by SEWER EQUIPMENT

MODEL 254 Trailer Mounted High Pressure Sewer Cleaner

Engine & Pump:

74 HP Kohler Diesel Tier IV Engine
Full Engine Painted Steel Shroud
Engine Display
Electronic Throttle Control

Pump:

UDOR 25 GPM @ 4000 PSI
w/30 Min Run Dry Capability
Water On/Off Control
Recirculation System
Bypass / Flow Control Valve
Pulsation System
Air Purge System

Tank & Fill:

300 Gal. Black Super-Poly Water Tank
Or 600 Gal. Black Super-Poly Water Tank
2-1/2" Hydrant Fill System

Hose Reel & Hose:

Rotating Safety Hose Reel
w/500' Capacity of 5/8" Hose
Industrial Swivel Bearing

Electrical:

NEMA 4 Control Panel
Auto Shutdown (High Eng. Temp/Low Oil Pres.
Wireless Pendant w/ Water On/Off, Throttle
Up/Down, Hose Reel Payout/Retrieve, and
Emergency Stop
12V Power Outlet
LED Amber Strobe Light

Trailer:

Single Torsion Axle, 7,000 GVWR
Electric Brakes w/2-5/16" Ball Hitch
(1) Aluminum Toolbox - Fender Mounted
D.O.T. Approved LED Lighting
Fill Hose Storage Rack

Accessories:

10' Leader Hose
BB Hose Guide
Cleaning Nozzle
Penetrator Nozzle
Warthog™ WS Nozzle
Finned Nozzle Extension
Nozzle Rack
USB Operator / Owner Manual
Fill Hose

MODEL 254	300 Gallon Single Axle			\$0.00
MODEL 254XL	600 Gallon Dual Axle			\$0.00
		\$75,000.00	1	\$75,000.00

LIST PRICE OF SELECTED OPTIONS: \$13,849.00

0% \$ -

NET PRICE OF UNIT: \$88,849.00

ESTIMATED FREIGHT: \$4,500.00

ESTIMATED TOTAL: \$93,349.00

FOR ALL NON STANDARD OPTIONS PLEASE CONTACT FACTORY FOR PRICING

STANDARD OPTIONS:

ENGINE & PUMP OPTIONS:

HYDRAULIC PRESSURE GAUGE

LIST PRICE	QTY	TOTAL
\$410.00	1	\$410.00

HOSE REEL & HOSE OPTIONS:

SEWER HOSE (5/8" I.D. 4000 P.S.I. OPERATING PRESSURE) PER FT *3/4*

FOOTAGE METER (MOUNTED ON JET HOSE REEL)

WASHDOWN SYSTEM W/GUN AND 25' OF HOSE

\$4.70	500	\$2,350.00
\$800.00	1	\$800.00
\$925.00	1	\$925.00

ELECTRICAL OPTIONS:

LED FLOOD LIGHT (FACTORY STANDARD)

LED ARROW STICK (FACTORY STANDARD)

\$495.00	1	\$495.00
\$1,250.00	1	\$1,250.00

TRAILER OPTIONS:

UPGRADE TO PAINTED STEEL BOX STYLE FENDERS (PER PAIR)

UPGRADE TO ALUMINUM BOX STYLE FENDERS (PER PAIR)

UPGRADE TO FRONT OPENING ALUMINUM TOOLBOX (88"L / XL UNITS ONLY)

ADD ADDITIONAL FRONT OPENING ALUMINUM TOOLBOX

ADD ADDITIONAL FRONT OPENING ALUMINUM TOOLBOX (88"L / XL UNITS ONLY)

\$1,152.00		\$0.00
\$2,159.00		\$0.00
\$1,056.00		\$0.00
\$824.00		\$0.00
\$2,108.00		\$0.00

FREIGHT AND/OR APPLICABLE TAX NOT INCLUDED

\$102,684 see last page

HOSE GUIDE / UPSTREAM PULLEY GUIDE STORAGE	\$715.00	1	\$715.00
SPARE TIRE AND RIM	\$504.00		\$0.00
SPARE TIRE MOUNTING BRACKET	\$440.00		\$0.00
ALUMINUM ROCK GUARD	\$510.00		\$0.00
CHIP GUARD COATING	\$838.00		\$0.00
PAINT:			
SHROUD: STANDARD WHITE PAINT	INCLUDED		
TOOLBOX: STANDARD WHITE PAINT	INCLUDED		
HOSE REEL - UPRIGHT: SEWER BLUE	INCLUDED		
FENDERS: STD BLACK / BOX STYLE: STD WHITE	INCLUDED		
SPECIAL PAINT: SOLID COLORS	\$718.00		\$0.00
SPECIAL PAINT: METALLIC, BASE COAT / CLEAR COAT	CONTACT FACTORY		
MANUALS & TRAINING:			
#####			
ADDITIONAL USB OPERATOR'S MANUAL	\$62.00	1	\$62.00
PAPER OPERATOR'S MANUAL	\$83.00	1	\$83.00
TRAINING - CUSTOMER LOCATION (1 DAY)	\$1,751.00	1	\$1,751.00
#####			
SPECIAL ITEMS:			
PDI	\$1,751.00	1	\$1,751.00
MANHOLE PROTECTION RING	\$350.00	1	\$350.00
1/2" ROOT CUTTER KIT	\$2,000.00	1	\$2,000.00
MEGA 3 NOZZLE	\$835.00	1	\$835.00
FOOTBALL STYLE NOZZLE SKID	\$72.00	1	\$72.00
			\$0.00
			\$0.00
			\$0.00
			\$0.00
SIGNATURE _____ DATE _____			
Please return a signed copy to bigequipment@SewerEquipment.com			

Customer PDI:	
Delivery Date:	

Total: \$93,349.00

+ 10% (change from
5/8" hose to 3/4" hose and
possible price increase due
to market uncertainties) \$102,684.00



1590 Dutch Road | Dixon, IL 61021

p 815.835.5566 | f 815.284.5600

www.SewerEquipment.com

January 4, 2022

PO#

Product Class:

Distributor: Chadwick-Baross

WO#

End User: Great Barrington WWTP

Address: 100 Bentley Rd.

City, State, Zip: Great Barrington, MA 01230

Phone:

Contact: Bill Ingram

Email:



747-TK ECO Truck Mounted High Pressure Sewer Cleaner

Engine & Pump:

74 HP Kohler Diesel Tier IV Engine

Giant 40 GPM @ 2000 PSI

w/30 Min Run Dry Capabiity

Lighted Nema 4 Control Panel

Auto Shutdown (High Eng Temp / Low Oil Pressi

Low Oil Pressure)

Air Purge Valve

Painted Steel Shroud Enclosure

w/Locking Access Doors

Recirculation System

Electronic Clutch Engagement

Engine Display

Electronic Throttle Control

Hose Reel & Hose:

Rotating Safety Reel

w/800' Capacity of 3/4" Hose

Tank & Fill:

700 Gal. Black Super-Poly Water Tank

2.5" Fill System

Truck:

Mounting to Approved Chassis

Mudflaps

(1) Aluminum Underbody Toolbox

D.O.T. Approved LED Lighting

Auxiliary Fuel Tank

Accessories:

10' Leader Hose

BB Hose Guide

Tri-Star (Chisel Point) Nozzle

DD (High Flow) Nozzle

Finned Nozzle Extension

Nozzle Rack

25' Fill Hose

Washdown Gun w/25' Ext. Hose

Upstream Pulley Guide

Paper Operator / Owner Manual

BASE UNIT AS OUTLINED ABOVE

\$82,500.00

1

\$82,500.00

LIST PRICE OF SELECTED OPTIONS:

\$37,691.00

0% \$

-

NET PRICE OF UNIT:

\$120,191.00

ESTIMATED FREIGHT:

\$4,500.00

ESTIMATED TOTAL:

\$124,691.00

FOR ALL NON STANDARD OPTIONS PLEASE CONTACT FACTORY FOR PRICING

STANDARD OPTIONS:

LIST PRICE

QTY

TOTAL

ENGINE & PUMP OPTIONS:

DRAIN VALVES FOR WATER PUMP *RECOMMENDED FOR COLD CLIMATES*

\$240.00

1

\$240.00

UPGRADE TO ALUMINUM SHROUD

\$3,400.00

1

\$3,400.00

HOSE REEL & HOSE OPTIONS:

AUTOMATIC LEVELWIND WITH HYDRAULIC UP/DOWN ACTION

#REF!

\$6,242.00

1

\$6,242.00

SEWER HOSE (3/4" I.D. X 2500 PSI OPERATING PRESSURE) PER FT.

\$4.35

600

\$2,610.00

PATRIOT II ROOT CUTTER KIT (RING & ADJ. ROLLER SKIDS, 4" TO 15" SAWS)

\$2,788.00

1

\$2,788.00

#REF!

#REF!

TANK & FILL OPTIONS:

FILL HOSE STORAGE RACK

\$221.00

1

\$221.00

TOOL STORAGE OPTIONS:

#REF!

HOSE GUIDE/WASH-DOWN GUN/UPSTREAM PULLEY GUIDE STORAGE TRAY

\$1,025.00

1

\$1,025.00

SIX (6) 28" D O.T. SAFETY CONES AND HOLDER

\$450.00

1

\$450.00

LONG HANDLED TOOL STORAGE TUBE (MAY REQUIRE ADDITIONAL TOOLBOX)

\$206.00

1

\$206.00

ELECTRICAL & LIGHTING:

ENGINE/WATER PUMP COMPARTMENT LIGHT

\$222.00

1

\$222.00

LED FLOOD LIGHT (FACTORY STANDARD)

\$472.00

1

\$472.00

LED Amber Strobe Light (Factory Standard)

\$550.00

1

\$550.00

LED ARROW STICK (FACTORY STANDARD)	\$1,250.00	1	\$1,250.00
WIRELESS REMOTE PENDANT CONTROL (WITH HOSE REEL F-N-R CONTROL, THROTTLE UP/DOWN, WATER ON/OFF, AND KILL SWITCH) INCLUDES MANIFOLD HYDRAULICS	\$7,900.00	1	\$7,900.00
PAINT:			
SHROUD: ALUMINUM NO PAINT	N/A		
TOOLBOX: STANDARD WHITE PAINT	INCLUDED		
HOSE REEL - UPRIGHT: SEWER BLUE	INCLUDED		
FENDERS: STANDARD BLACK	INCLUDED		
SPECIAL PAINT: SOLID COLORS	\$718.00		\$0.00
SPECIAL PAINT: METALLIC, BASE COAT / CLEAR COAT	CONTACT FACTORY		
MANUALS & TRAINING:			
USB OPERATOR'S MANUAL	\$62.00	1	\$62.00
TRAINING - CUSTOMER LOCATION (1 DAY)	\$1,751.00	1	\$1,751.00
	#####		
SPECIAL ITEMS:			
PDI	\$1,751.00	1	\$1,751.00
MANHOLE PROTECTION RING	\$350.00	1	\$350.00
MEGA 5 CULVERT NOZZLE	\$3,025.00	1	\$3,025.00
3/4" FOOTBALL STYLE NOZZLE SKID	\$76.00	1	\$76.00
3/4" MAGNUM WARTHOG	\$3,100.00	1	\$3,100.00
			\$0.00
			\$0.00
			\$0.00
SIGNATURE _____ DATE _____			
Please return a signed copy to bigequipment@SewerEquipment.com			

\$ 124,691.00

+ 10%

Market Uncertainties

\$ 12469.00

\$ 137,160.00

Section 8
5-year Capital Improvement Plan

Capital Improvements Plan

	Proposed FY2023	Forecast				5-year Total FY23-27
		FY2024	FY2025	FY2026	FY2027	
General Fund						
Buildings & Grounds	\$ 930,000	\$ 1,330,000	\$ 945,000	\$ 220,000	\$ 220,000	\$ 3,645,000
Equipment	\$ 58,000	\$ 10,000	\$ 10,000	\$ 10,000	\$ 10,000	\$ 98,000
Parks	\$ 550,000	\$ 245,000	\$ 45,000	\$ 45,000	\$ 45,000	\$ 930,000
Streets & Transportation	\$ 3,425,000	\$ 6,135,000	\$ 13,050,000	\$ 5,400,000	\$ 3,400,000	\$ 31,410,000
Technology	\$ -	\$ -	\$ -	\$ -	\$ -	\$ -
Vehicles /Motorpool	\$ 115,000	\$ 1,713,300	\$ 451,400	\$ -	\$ -	\$ 2,279,700
Total General Fund	\$ 5,078,000	\$ 9,433,300	\$ 14,501,400	\$ 5,675,000	\$ 3,675,000	\$ 38,362,700
Enterprise Fund						
Wastewater	\$ 508,095	<i>future years to be determined, depending on permit requirements</i>				

General Fund						
Chapter 90	\$ 406,000	\$ 406,000	\$ 406,000	\$ 406,000	\$ 406,000	\$ 2,030,000
State or Federal Grants	\$ -	\$ -	\$ -	\$ -	\$ -	\$ -
CPA	\$ 275,000	\$ 250,000	\$ 250,000	\$ 300,000	\$ -	\$ 850,000
Other Available Funds	\$ 173,000	\$ -	\$ -	\$ -	\$ -	\$ 173,000
Borrowing	\$ 4,224,000	\$ 9,002,300	\$ 13,845,400	\$ 4,969,000	\$ 3,269,000	\$ 35,309,700
Total General Fund	\$ 5,078,000	\$ 9,433,300	\$ 14,501,400	\$ 5,675,000	\$ 3,675,000	\$ 38,362,700
Enterprise Fund						
Wastewater	\$ 508,095	<i>future years to be determined, depending on permit requirements</i>				

Capital Infrastructure Needs - Transportation, Streets, Roads, Bridges

PROJECT NAME / AREA	LOCATION	SCOPE	FY2023	FY2024	FY2025	FY2026	FY2027	Total FY23-FY27
PUBLIC WORKS ENGINEERING								
Engineering	Where/as needed to advance projects and address emergencies	Engineering	\$ 300,000	\$ 300,000	\$ 300,000	\$ 300,000	\$ 300,000	\$ 1,500,000
<i>[FY23: GilmoreAve area designs, + TH Campus, South Main Rte 7, NP Rd.]</i>								
SPECIAL PROJECTS								
Lake Mansfield Comp Plan	Lake Mansfield Rd	Deconstruct road, create recr. trail, drainage, stabilize bank	\$	750,000	possible grants for constr.			
Lake Mansfield Comp Plan	Lake Mansfield beach parking	Beach parking lot	\$	525,000	possible grants for constr.			
Lake Mansfield Comp Plan	Lake Mansfield beach playground	Park and beach area	\$	425,000	possible grants for constr.			
Lake Mansfield Comp Plan	Lake Mansfield Rd stream outlet	Outlet control structure	\$	140,000	possible grants for constr.			
<i>Subtotal</i>			\$ -	\$ 1,840,000				\$ 1,840,000
COMPLETE STREETS								
Main St	Tacomic to Maple Ave	Sidewalks, both sides	\$	150,000				
Main St	Maple Ave to Silver St	Sidewalks, both sides	\$	160,000				
Main St	Cottage St north to underpass	Sidewalk	\$	70,000				
Sidewalks	Includes Lewis, West, Silver	Sidewalk extensions/replicmmts	\$ 600,000	possible CS grants for constr.	75,000			
Bike Path, Housy to GB	Housatonic River	Engineering	\$	75,000	\$	2,000,000	\$ 1,000,000	
Bike Path, Housy to GB	Housatonic River	Construction segment 1	\$					
<i>Subtotal</i>			\$ 600,000	\$ 455,000	\$ 75,000	\$ 2,000,000	\$ 1,000,000	\$ 4,130,000
BRIDGES								
Bridges	Bridge engineering		\$					
Bridges	Division St Williams River	previously funded	\$ 100,000	\$ 100,000	\$ 50,000	\$		
Bridges	Division St Housatonic River							
Bridges	Division St Alford Brook							
Bridges	Cottage St Housatonic River							
Bridges	Bridge St Housatonic River				\$ 3,000,000			
Bridges	Brookside Rd Housatonic River							
Bridges	Pumpkin Hollow Green River							
Bridges	Seekonk Cross Rd Green River							
Bridges	Hurlburt Rd Green River							
Bridges	Seekonk Rd Seekonk Brook		\$	100,000	\$ 3,050,000	\$		\$ 3,250,000
<i>Subtotal</i>			\$ 100,000	\$ 100,000	\$ 3,050,000	\$		\$ 3,250,000
STREETS AND ROADS								
Downtown side streets e.g. Rossetter, Elm Ct., and Rte 7 / Main St								
Belcher Sq side streets	Locust St.	Paving						
Belcher Sq side streets	Laurel St.	Paving						
Belcher Sq side streets	Giddings St.	Paving						
Belcher Sq side streets	Ramsey Ave.	Paving						
Belcher Sq side streets	Meadow Lane GB	Paving						
Fairview Terr./Comm. area	Commonwealth Ave	Paving						
Fairview Terr./Comm. area	Cooper Rd.	Paving						
Fairview Terr./Comm. area	Fairview Terr.	Paving incl Comp.Strts.						
Fairview Terr./Comm. area	Magnolia St.	Paving						
Fairview Terr./Comm. area	Maplewood	Paving						
Fairview Terr./Comm. area	Stillwell Av.	Paving						

Capital Infrastructure Needs - Transportation, Streets, Roads, Bridges

PROJECT NAME / AREA	LOCATION	SCOPE	FY2023	FY2024	FY2025	FY2026	FY2027	Total FY23-FY27
Hill side streets	Benton Ave	Paving						
Hill side streets	Brainard Ave	Paving						
North Plain	North Plain Rd (GB to Div St)	Paving		\$ 750,000				
East side GB	Gilmore Ave	Sidewalks, paving, drainage		\$ 450,000				
Park St 183	Park Street Route 183	TIP project			\$ 1,500,000	\$ 1,500,000		
North Plain	North Plain Rd (Div St - town line)	TIP project					\$ 2,000,000	
North Plain side roads	Abbey Hill Rd	Paving		\$ 300,000				
North Plain side roads	Hemlock Hill Rd	Paving						
North Plain side roads	Squaw Peak Rd	Paving						
North Plain side roads	Pearl St	Paving						
North Plain side roads	George St	Paving						
North Plain side roads	Welcome St	Paving						
Egremont Plain & Seekonk	Round Hill Rd	Paving						
Egremont Plain & Seekonk	Egremont Plain Rd Rte 71	Paving	state grant FY22					
Egremont Plain & Seekonk	West Sheffield Rd	Paving						
Egremont Plain & Seekonk	Seekonk Cross Rd	Paving						
Main Street - south	Main St from St. James to N. Grid	TIP project			\$ 6,000,000			
Housatonic Vill. west hill	Kirk St	Paving			350000			
Housatonic Vill. west hill	Hart St	Paving						
Housatonic Vill. west hill	Fairview Rd	Paving						
Housatonic Vill. west hill	Prospect St North	Paving						
Housatonic Vill. west hill	North St. North	Paving						
Fairview Terr./Comm. area	Crissey Rd	Paving						
Fairview Terr./Comm. area	Roger Rd	Paving						
Fairview Terr./Comm. area	Blue Hill Rd West	Paving						
Fairview Terr./Comm. area	Brook Lane	Paving			350000			
Downtown side streets	Pleasant St	Paving						
Downtown side streets	Downtown side streets	Paving						
Downtown side streets	Francis Ave	Paving						
Downtown side streets	River St	Paving						
Castle Hill	Castle Hill Ave, Castle St	Drainage, sewer and paving						
Downtown side streets	Castle St including parking lot	Paving, mesh w/ Town Hall						
Berkshire Heights area	Barr. Pl., Berk. Hights, Highland, Haley	Reclaim and pave	\$ 900,000					
Main Street	Downtown	X-walks and hazards	\$ 700,000					
Cemetery roads	Cemeteries town-wide	All cemetery roads, x 10 years	\$ 100,000	\$ 100,000	\$ 100,000	\$ 100,000	\$ 100,000	
Subtotal			\$ 1,700,000	\$ 1,600,000	\$ 8,300,000	\$ 1,600,000	\$ 2,100,000	\$ 15,300,000
CULVERTS & STRUCTURES								
Culverts/structures	North Plain Rd, Lake Mansfield stream			\$ 350,000				
Culverts/structures	East Sheffield Road			\$ 350,000				
Culverts/structures	Lake Buel Road				\$ 350,000			
Culverts/structures	Christian Hill Road							
Culverts/structures	West Sheffield Road							
Culverts/structures	Castle St Pedestrian Tunnel under Railroad		\$ 25,000		\$ 250,000			
Subtotal			\$ 25,000	\$ 700,000	\$ 600,000	\$ -	\$ -	\$ 1,325,000
CRACKSEAL								

Capital Infrastructure Needs - Transportation, Streets, Roads, Bridges

PROJECT NAME / AREA	LOCATION	SCOPE	FY2023	FY2024	FY2025	FY2026	FY2027	Total FY23-FY27
Crackseal	Crackseal maintenance program		\$ 100,000	\$ 100,000	\$ 100,000			\$ 300,000
GUARDRAILS								
Guardrails	Various		\$ 100,000	\$ 100,000	\$ -			
<i>Subtotal</i>			\$ 100,000	\$ 100,000	\$ -	\$ -		\$ 200,000
PARKING LOTS								
Parking lots	Taconic parking lot	include EV stations						
Parking lots	Upper Railroad St lot							
Parking lots	Castle St lot							
Parking lots	Town Hall (see redesign project)	include EV stations						
Parking lots	Senior Center	including lighting and drainage	\$ 500,000					
Parking lots	Courthouse		\$ -	\$ 250,000	do this with Gilmore Ave and Dewey Park improvements			
Parking lots	Housatonic School campus		\$ -	\$ 250,000	do this with a developer on board			
<i>Subtotal</i>			\$ 500,000	\$ 500,000	\$ -	\$ -		\$ 1,000,000
STORMWATER / DRAINAGE								
Comp Stormwater Plan	Taconic Ave (to Castle St)	350' of 48" + 4 struct.						
Comp Stormwater Plan	Taconic Ave (Castle to Brainard)	750' of 36" + 8 struct.	\$ -	\$ 440,000				
Comp Stormwater Plan	Castle St (to Lake Ave)	1750' of 36" + 14 struct.			\$ 625,000			
Comp Stormwater Plan	Castle St (to Lake Ave)	600' of 24" + 2 struct.						
Comp Stormwater Plan	Castle St (Lake to Alford Rd)	500' of 18" + 6 struct.				\$ 1,500,000		
Comp Stormwater Plan	Front St Housatonic south outfall	950' pipe up to 48" jacking under RR + 10 struct.						
<i>Subtotal</i>			\$ -	\$ 440,000	\$ 625,000	\$ 1,500,000	\$ -	\$ 2,565,000
TOTAL TRANSPORTATION CAPITAL PLAN			\$ 3,425,000	\$ 6,135,000	\$ 13,050,000	\$ 5,400,000	\$ 3,400,000	\$ 31,410,000
TRANSPORTATION SOURCES								
Chapter 90 allocation			\$ 406,000	\$ 406,000	\$ 406,000	\$ 406,000	\$ 406,000	
Bonding			\$ 2,994,000					
CPA funding			\$ 25,000					
Grant funding			\$ -					
Taxes or other			\$ -					
TOTAL SOURCES			\$ 3,425,000	\$ 406,000	\$ 406,000	\$ 406,000	\$ 406,000	

Capital Infrastructure Needs - Buildings and Grounds

Building	Project	FY2023	FY2024	FY2025	FY2026	FY2027	Total FY23-27
Dewey/Courthouse	Parking lot and park, see other sheet	\$ -	\$ -	\$ -	\$ -	\$ -	\$ -
DPW: Cemetery Building		\$ -	\$ -	\$ -	\$ -	\$ -	\$ -
DPW: Highway Garage		\$ -	\$ -	\$ -	\$ -	\$ -	\$ -
DPW: Transfer Station							
Fire Station: Gt Barrington		\$ -	\$ -	\$ -	\$ -	\$ -	\$ -
Fire Station: Housatonic							
Housatonic Community Ctr		\$ -	\$ -	\$ -	\$ -	\$ -	\$ -
Housatonic School	additional funds for development partner	\$ -	1,000,000	\$ -	\$ -	\$ -	1,000,000
Mason Library	Front entry portico and steps repair	\$ -	80,000	\$ -	\$ -	\$ -	80,000
Other		\$ -	\$ -	\$ -	\$ -	\$ -	\$ -
Police Station		\$ -	\$ -	\$ -	\$ -	\$ -	\$ -
Ramsdell Library	Building improvements - general additional for ADA ramp constr	\$ 350,000	\$ -	\$ -	\$ -	\$ -	350,000
Senior Center		\$ -	\$ -	\$ -	\$ -	\$ -	\$ -
Town Hall	Campus / town green design	\$ 580,000	\$ -	\$ -	\$ -	\$ -	580,000
	Historic monuments restoration/preservation (from annual budget for maint)	\$ -	\$ -	\$ -	\$ -	\$ -	\$ -
	Window upgrades	\$ -	\$ 500,000	\$ -	\$ -	\$ -	500,000
	Masonry repairs	\$ -	\$ 225,000	\$ -	\$ -	\$ -	225,000
Placeholder - building improvements + emergencies as needed		\$ -	250,000	220,000	220,000	220,000	910,000
Total		\$ 930,000	\$ 1,330,000	\$ 945,000	\$ 220,000	\$ 220,000	\$ 3,645,000

Capital Infrastructure Needs - Parks and Open Space

Park	Project	FY2023	FY2024	FY2025	FY2026	FY2027	Total FY23-27
Bubriskie Park (Housatonic)		\$ -	\$ -	\$ -	\$ -	\$ -	\$ -
Castronova Park (the GB bushes)		\$ -	\$ -	\$ -	\$ -	\$ -	\$ -
Gilmore Park (at Dewey School)		\$ -	\$ 100,000	\$ -	\$ -	\$ -	\$ 100,000
Giggle Park		\$ -	\$ -	\$ -	\$ -	\$ -	\$ -
Grove Street Park		\$ -	\$ -	\$ -	\$ -	\$ -	\$ -
Lake Mansfield Beach		\$ -	\$ -	\$ -	\$ -	\$ -	\$ -
Memorial Field	backstop, dugouts, fences	\$ 500,000	\$ -	\$ -	\$ -	\$ -	\$ 500,000
Newsboy Park		\$ -	\$ -	\$ -	\$ -	\$ -	\$ -
Old Maid's		\$ 10,000	\$ 100,000	\$ -	\$ -	\$ -	\$ 110,000
Olympian Meadow		\$ -	\$ -	\$ -	\$ -	\$ -	\$ -
Park Street Park		\$ -	\$ -	\$ -	\$ -	\$ -	\$ -
Parrish Park		\$ -	\$ -	\$ -	\$ -	\$ -	\$ -
South Street Park		\$ -	\$ -	\$ -	\$ -	\$ -	\$ -
Stanley Park		\$ -	\$ -	\$ -	\$ -	\$ -	\$ -
Weir Park (Belcher Sq.)		\$ -	\$ -	\$ -	\$ -	\$ -	\$ -
Various Parks & Playgrounds	swings, equipment, benches etc	\$ 40,000	\$ 45,000	\$ 45,000	\$ 45,000	\$ 45,000	\$ 220,000
Total		\$ 550,000	\$ 245,000	\$ 45,000	\$ 45,000	\$ 45,000	\$ 930,000

Capital Infrastructure Needs - Technology

Building	Project	FY2023	FY2024	FY2025	FY2026	FY2027	FY23-27
Town Hall		\$ -	\$ -	\$ -	\$ -	\$ -	\$ -
Fire Station		\$ -	\$ -	\$ -	\$ -	\$ -	\$ -
Police Station		\$ -	\$ -	\$ -	\$ -	\$ -	\$ -
Libraries		\$ -	\$ -	\$ -	\$ -	\$ -	\$ -
Senior Center		\$ -	\$ -	\$ -	\$ -	\$ -	\$ -
Total		\$ -	\$ -	\$ -	\$ -	\$ -	\$ -

Capital Infrastructure Needs - Equipment

Department	Project	FY2023	FY2024	FY2025	FY2026	FY2027	FY23-27
Police	Body Cameras (6)	\$ 40,000	\$ -	\$ -	\$ -	\$ -	\$ 40,000
	Surveillance Cameras (5)	\$ 18,000	\$ -	\$ -	\$ -	\$ -	\$ 18,000
	Total Police	\$ 58,000	\$ -	\$ -	\$ -	\$ -	\$ 58,000
Fire		\$ -	\$ -	\$ -	\$ -	\$ -	\$ -
		\$ -	\$ -	\$ -	\$ -	\$ -	\$ -
	Total Fire	\$ -	\$ -	\$ -	\$ -	\$ -	\$ -
DPW		\$ -	\$ -	\$ -	\$ -	\$ -	\$ -
		\$ -	\$ -	\$ -	\$ -	\$ -	\$ -
	Total DPW	\$ -	\$ -	\$ -	\$ -	\$ -	\$ -
General		\$ -	\$ 10,000	\$ 10,000	\$ 10,000	\$ 10,000	\$ 40,000
		\$ -	\$ -	\$ -	\$ -	\$ -	\$ -
	Totals	\$ 58,000	\$ 10,000	\$ 10,000	\$ 10,000	\$ 10,000	\$ 98,000

Capital Infrastructure Needs - Vehicles

Dept	Veh. Des. No.	Vehicle Model Year	Equipment (GVW in lbs.)	Estimated Service Life (Years)	Year to Replace	Estimated Replacement Cost					
						FY2023	FY2024	FY2025	FY2026	FY2027	FY2028
Highway	H-1	2016	Dump Truck Freightliner (41,000)	10	2026						
	H-2	2017	Dump Truck Freightliner (41,000)	10	2027						
	H-3	2017	Dump Truck Freightliner (43,000)	10	2027						
	H-4	2015	Dump Truck F-550 (17,500)	8	2023						
	H-5	2012	Dump Truck F-550 (17,500)	8	2020						
	H-6	2011	Dump Truck 4600 (43,000)	10	2021						
	H-7	2012	Dump Truck F-550 (17,500)	8	2020						
	H-8	2016	Pickup Truck F-350 (10,000)	8	2024		\$ 55,000				
	H-9	2012	Dump Truck F-450 (16,000)	8	2020						
	H-10	2005	Dump Truck DT466 (41,000)	10	2025			\$ 100,000			
M-1	2015	Service Truck F-350 (10,000)	10	2025							
M-2	2006	Service Truck F-350 (10,000)	10	2024		\$ -					
L1	2014	Sidewalk Plow/Sander Loader	11	2024		\$ 180,000					
H	2008	Combination Loader/Backhoe	15	2023							
H	2008	Roadside Mower	15	2023							
			Roller-1 ton purchased used 2011	10	2021						
			4-ton Hot Box								
			Bobcat (Skid Steer) Loader	10							
			Wood Chipper								
			Truck Lift in Highway Garage								
				Highway Subtotal:		\$ -	\$ 235,000	\$ 100,000	\$ -	\$ -	\$ -
Cemetery, Parks, & Grounds	C-1	2017	Dump Truck F-550 (19,500)	8							
	C-2	2015	Pickup Truck F-450 (16,000)	8			\$ 100,000				
		2005	Backhoe (Kabota)	15							
		2016	Zero Turn Mower No. 1	8			\$ 16,500				
		2015	Zero Turn Mower No. 2	8							
		2013	Zero Turn Mower No. 3	8							
		2011	Zero Turn Mower No. 4	8							
		2018	Stand on leaf blower								
				Cemetery Subtotal:		\$ -	\$ 16,500	\$ 100,000	\$ -	\$ -	\$ -
Police	P	2018	Cruiser #3831	2	2021	\$ 51,000					
	P	2015	Cruiser Car #10	6	2023	\$ 64,000					
	P	2020	Cruiser #3828	2	2022						
	P	2020	Cruiser #3830	2	2022		\$ 80,900				
	P	2018	Cruiser #535	6	2024		\$ 80,900				
	P	2019	Cruiser Car #1	6	2025			\$ 88,200			
	P	2015	Cruiser Car #K-9 Unit Admin Car	5	2021						
				Police Subtotal:		\$ 115,000	\$ 161,800	\$ 176,400	\$ -	\$ -	\$ -
Fire	F	2014	Fire Ladder No. 1	24	2038						
	F	2000	Fire Engine No. 2	24	2024		\$ 650,000				
	F	2010	Fire Engine No. 3	24	2034						
	F	2017	Fire Engine No. 4	24	2041						
	F	2000	Fire Engine No. 5	24	2024		\$ 650,000				
	F	1984	Fire Engine No. 6	24	2008						
	F	2010	Truck No. 7	24	2034						
	F	2017	Truck No. 8	24	2041						
	F	2003	Brush Truck	24	no replcmnt scheduled						
	F	2015	Car 1 (Chief's Vehicle)	10	2025			\$ 75,000			
				Fire Subtotal:		\$ -	\$ 1,300,000	\$ 75,000	\$ -	\$ -	\$ -
Total:						\$ 115,000	\$ 1,713,300	\$ 451,400	\$ -	\$ -	\$ -

Capital Infrastructure Needs - Enterprise Fund (Wastewater)

Vehicles							
Dept.	Veh. Des. No.	Vehicle Model Year	Equipment (GVW in lbs.)	Estimated Service Life (Years)	Year to Replace	Proposed Replacement	Cost Estimate
Wastewater	Pickup with plow			5	2028	Ford Super Duty F350	\$ 64,600
Total Vehicles							\$ 64,600
Projects Scope Notes							
Engineering: engineering for WWTP, Avery Lane pump station, and sewer lines							\$ 100,000
Sewer Line Replacement							\$ -
Sewer System Management/Maintenance Replacement							\$ -
Sewer Manhole Rehabilitation							\$ -
Primary Clarifier Equipment Replacement							\$ 103,651
High Pressure Sewer Cleaner							\$ 137,160
Replacement of high-pressure sewer jetter							\$ 102,684
TOTAL							\$ 508,095

Section 9
Special Articles

FY2023 Special Articles - Financial

	Article	Purpose	Funding Source	Proposed Amount
1	Community Impact Funding	To utilize the community impact money the town received from the sale of retail marijuana in FY20 to fund various community programs/needs in accordance with CCC guidelines.	Free Cash	\$ 350,000
2	BHRSD Vocational Tuition and Transportation	To fund the tuition and transportation costs for one Great Barrington student to attend the vocational program at Taconic High School in Pittsfield.	Tax Levy	\$ 70,000
3	Stabilization	To build back up the Town's reserves. Stabilization at one point was over \$1,000,000. In 20 years, the town has used \$1.1 million of stabilization funds to offset the tax levy or fund other purposes. In that same time period, only once has money been replenished/transferred in; that was in 2006. With the significant increase in Free Cash this year, it would be prudent for the Town to set money aside and build this reserve back up.	Free Cash	\$ 100,000
4	Capital Stabilization	In May of 2019, the town voted to establish a Capital Stabilization Fund and seeded it with \$1,000,000; with a contribution of \$100,000 annually thereafter.	Free Cash	\$ 100,000
				<u>\$ 620,000</u>

Section 10

Reserve Balances and Excess Levy Capacity

Reserve Balances & Excess Levy Capacity

- Certified Free Cash • \$5,614,845
- Stabilization Fund • \$ 282,019
- Capital Stabilization Fund • \$1,012,554
- Excess Levy Capacity (est. FY22) • **\$2,174,428**
- Sewer Enterprise Retained Earnings • \$5,088,773

Section 11
FY2023 Budget Policy

Great Barrington Budget & Financial Policy for Fiscal Year 2023

The Town of Great Barrington will manage municipal finances wisely. This will include planning for adequate funding to: 1) Provide and maintain public services and facilities at a level that will ensure public well-being and safety; 2) Comply with all State and local by-laws, rules and regulations; and 3) Meet the strategic priorities of the Town.

The budget and financial goals set forth by the Town Selectboard and the Finance Committee in the policy document outlines the priorities and objectives of the Town and provides agreed upon financial guidelines to be used in the preparation and review of the annual budget.

STRATEGIC PRIORITIES

- Ensure public safety.
- Ensure public health.
- Maintain a strong local economy.
- Strive for a high quality of life.
- Seek environmental sustainability.
- Ensure the fiscal stability of the Town.
- Maintain public infrastructure.
- Follow Great Barrington's Master Plan.

FINANCIAL GOALS

- Maintain adequate financial resources to sustain municipal services in the short and long term.
- Respond to the changes in the economy and meet the priority needs of the Town.
- Provide quality services efficiently and on a cost-effective basis.
- Maintain our top level bond rating.
- Work to keep the overall tax levy reasonable in consideration of other priorities and goals.

FINANCIAL MANAGEMENT POLICY

Revenue

- Services provided may not exceed available resources.
- Process must provide quality estimates of anticipated revenue.
- Process must anticipate any changes in revenue in upcoming years.
- Seek to diversify revenue sources.
- Estimate available resources including state funds, local funds, fees, grants and other sources.
- Estimate available resources including state funds, local funds, fees, grants and other sources.

Real Estate Tax

- Town should restrict levy to a 2.5% increase over the prior year levy limit adjusted for new construction growth and net debt and capital exclusions, as per Mass General Law.

- Proposed budget to not exceed legal property tax levy. Evaluate estimated tax rate based on level of affordability including: average and median income; average and median value of real property and the cost of living.

User Fees

- Establish user fees and other non-property tax revenues to recoup, to the extent possible, the costs of supplying a particular service.
- Review current department fee structures and charges for services annually to determine if they reflect the cost of the service and are also reasonable and affordable fees.

Debt Management

- Allow no borrowing to fund operational programs
- Debt service payments may not require the elimination of essential Town services
- Ensure that the Town's general obligation debt ratio not exceed 50% of statutory limit (5% of equalized valuation).
- Exempt from Proposition 2½ any long-term capital debt for municipal buildings, WWTP improvements, fire apparatus acquisition and school facilities improvements.

Service Delivery

- Manage financial resources through internal controls.
- Establish operation practices that minimize the cost of government and financial risk.
- Provide efficient public services.
- Minimize the cost of administration.
- Identify and measure performance outcomes.
- Review the level of services and standards annually.

BUDGET PREPARATION PROCESS

The FY2023 budget will be estimated in accordance with municipal code and applicable state law. The budget is based on separate funds set forth from anticipated revenues and expenditures for the General Fund and the Enterprise Fund.

The annual operating budget will contain complete financial statements that show outstanding obligations of the municipality, cash on hand to the credit of each fund, funds received from all sources during the preceding year, funds available from all sources during the ensuing year, revenue estimates to cover expenses in the proposed budget and the estimated tax rate required to fund the proposed budget.

For Fiscal Year 2023, the Selectboard and the Finance Committee agree that the budget preparation and review process shall include the following steps:

1. Review and approve Finance Policy
2. Distribute Budget Books:
 - a. Forecast Revenues.
 - b. Updated Capital Plan.
 - c. Review Department Budgets.
 - d. Recommended Projects Proposed for CPA Funds.

3. Participate in BHRSD joint budget meeting with Stockbridge and West Stockbridge.
4. Hold Budget Workshop Meetings.
5. Hold Public Hearing.

The Selectboard and the Finance Committee will jointly set the dates for the above budget meetings.

For Fiscal Year 2023, the Selectboard and the Finance Committee agree that the following will be done to ensure there is community engagement in the budget process:

- 1) Provide on-line access to budget information.
- 2) Provide printed budget books for the public at the libraries.
- 3) Provide a digital budget book on the town website.
- 4) Hold open meetings and hearing.

LOCAL GOVERNMENT SERVICES

- The Town Manager will prepare the budget for review by the Selectboard and the Finance Committee.
- The Town Manager may propose significant reorganizational changes and provide alternative ways to deliver services within the proposed budget.
- Performance objectives and goals will be identified and assessed.
- The Town Manager may propose elimination of services in the budget if it is not needed or cost-effective and/or propose new services as needed.
- Any service reductions shall be noted in the Fiscal 2023 budget presentation.
- Salaries and employee insurance contributions shall be set in the Fiscal Year 2023 budget pursuant to the Town's collective bargaining units and/or those already approved via a negotiated settlement and for non-represented personnel as authorized by the Town Manager.

For any proposed new initiatives, the Town Manager will:

- 1) Explain and justify the new needs(s).
- 2) Identify alternatives to what is being proposed and the pros and cons.
- 3) Identify the cost and benefit of the proposed alternative.
- 4) Identify financing source to pay for new need.
- 5) New need(s) include: any expansion of municipal services necessary; any additional staff and any additional resources needed to meet service needs or expanded service needs.

TOWN BUDGET FORMAT

For Fiscal Year 2023, the Selectboard and the Finance Committee agree that the following will be done to ensure that the budget information is provided in a format that is clear, accurate and complete.

Operating Budget Process:

- The Town Manager to request that Departments submit proposed budgets with operational plans and reports. Background information will include department goals and objectives, strategic initiatives, summary of activities and level of service.

- The Town Manager to review methods of operation, program service delivery and expenditure of resources inclusive of manpower allocation to ensure maximum efficiency of the Town.
- The Town Manager to provide complete financial statements in the Budget Book to include:
 - Outstanding obligations.
 - Cash on hand.
 - Funds received from prior year.
 - Sources of funds from prior year.
 - Estimated revenues.
 - Estimated expenses.
 - Estimated tax levy.
 - Estimated tax rate.
 - Estimated user fees for services.

Capital Budget Report:

- The Town defines a capital project as having an overall expenditure of \$15,000 and a life expectancy in excess of 3 years.
- The Town's annual budget will include a capital plan that identifies work to be started within that fiscal year.
- The budget shall include a five-year Capital Improvement Plan for all Town assets.
- Each year, the Selectboard and the Finance Committee will review the five-year Capital Improvement Plan to identify the future upcoming needs, review any changes to the schedule, cost estimate or sources of funding.
- Operational costs associated with any new equipment or infrastructure will be identified.
- The capital budget report will include the Debt Schedule broken down by department and function and a 10-year history be provided if possible.
- Identify a funding plan that reflects available State funds, grants, bonds and tax levy dollars to finance each project.

Enterprise Fund Process:

- The Town Manager shall prepare a budget for the Enterprise Fund that maintains it as a self-supporting fund, without a property tax transfer.
- The Enterprise Fund budget will include a report on sewer fees and rate structure.

**Unanimously approved by the Selectboard and Finance Committee at the
December 13, 2021 Joint Meeting**

Section 12
Municipal Budget Glossary

Municipal Budget Glossary

Activity Measures: Specific quantitative and qualitative measures of work performed by the department (e.g., total miles of streets cleaned).

Adopted Budget: The budget as approved by Town Meeting.

Amortize: The reduction of debt by regular payments of principal sufficient to retire the debt by maturity.

Amortization Schedule: A schedule of debt service payments separating the portions of payments attributable to principal and interest.

Appropriation: An authorization made by the Town Meeting which permits officials to incur obligations against and to make expenditures of governmental resources. Appropriations are usually made for fixed amounts and are typically granted for a one-year period.

Assessed Valuation: The full and fair market valuation of real and personal property as of January 1 determined by the Town Assessor and reviewed and certified by the State used as a basis for levying property taxes.

Asset: A probable future economic benefit obtained or controlled by a particular entity as a result of past transactions or events.

Audit: A systematic examination of resource utilization concluding in a written report. It is a test of accounting transactions and management's internal accounting controls and is intended to ascertain whether financial statements fairly present financial position and results of operations; test whether transactions have been legally performed; identify areas for possible improvements in accounting practices and procedures; ascertain whether transactions have been recorded accurately and consistently; and ascertain the stewardship of officials responsible for governmental resources.

Balanced Budget: A budget where estimated revenues equal estimated expenditures.

Balance Sheet: A statement purporting to present the financial position of an entity by disclosing the value of its assets, liabilities, and equities as of a specified date.

B.I.D.: Business Improvement District

Board of Selectmen: See "Selectboard".

Bond: A written promise to pay a specified sum of money (principal) at a specified date or dates in the future (maturity dates) together with Bond Anticipation Notes (BAN's): Short-term interest bearing notes issued in anticipation of bonds to be issued at a later date. The notes are retired from proceeds of the bond issue to which they are related.

Budget: A comprehensive financial plan of operation which attempts to rationalize the allocation of limited revenues among competing expenditure requirements for a given time period.

Budget Calendar: The schedule of key dates of milestones which a government follows in the preparation and adoption of the budget.

Budget Document: The written book prepared by the Town Manager and staff which presents the proposed budget to the Selectboard and Finance Committee.

Budget Highlights: An explanation of major changes (increases or decreases) in budgeted amounts (for revenues or expenses) or significant operational data to better clarify public funding justification.

Budget Message: A general discussion of the proposed budget presented in writing as a part of the budget document. The budget message explains principal budget issues and incorporates the policy and strategic planning directives against the background of financial experience in recent years and presents recommendations made by the Town Manager.

Budget Policy: The document annually adopted by the Finance Committee and Selectboard establishing the guidelines under which the Town Manager shall follow in the development of the Town budget.

By-Law: A formal legislative enactment of the Town Meeting having the force of law.

Callable Bond: A type of bond with a feature that permits the issuer to pay the obligation before the stated maturity date by giving notice (a "call") of redemption.

Capital Assets: Assets of significant value and having a useful life of several years. Capital assets are also called fixed assets.

Capital Budget: A plan of proposed capital expenditures and the means of financing them. The capital budget is enacted as part of the complete annual budget which includes both operating and capital outlays. The capital budget is based on the Capital Improvement Program (CIP).

Capital Improvements: Expenditures which result in the acquisition of land, construction costs or improvements to land, buildings, or equipment valued at \$10,000 and with useful lives of at least 2 years.

Capital Improvement Program: A five-year plan designed to provide public and utility facilities (capital improvements) such as roads, sewer lines, parks, libraries, drainage projects and government buildings which are needed to support the Town.

Capital Lease: An agreement that conveys the right to use property, plant, or equipment for a stated period of time.

Capital Outlay: Expenditures for equipment, vehicles or machinery that results in the acquisition or addition to fixed assets with a value over \$10,000.

Capital Project Fund: To account for financial resources to be used for the acquisition or construction of major capital facilities.

Carry Forward: Designated fund balance representing dollars left at the end of one year to be carried forward as revenue in the next year for specified purposes.

Cash Basis: The method of accounting under which revenues are recorded when received in cash and expenditures are recorded when paid.

Charter: An act establishing the Selectboard/ Town Manager form of administration in the Town of Great Barrington enacted by the General Court as Ch. 184, Act of 1992.

Community Preservation Act Surcharge (CPA Surcharge): A surcharge on real property which provides a dedicated funding source to expand certain community assets such as open space, historic resources, recreational land and community housing.

Contingency Fund: A budgetary reserve set aside for emergencies or unforeseen expenditures not otherwise budgeted.

Cost Accounting: Accounting which assembles and records all costs incurred to carry out a particular activity or to deliver a particular service.

Debt Limit: The maximum amount of General Obligation borrowing allowed by statute to be outstanding.

Debt Service: Payment of interest and repayment of principal to holders of a government's debt instruments (bonds and loans).

Deficit: The excess of an entity's liabilities over its assets (See Fund Balance); the excess of expenditures or expenses over revenues during a single accounting period.

Department: An organizational unit authorized by the Selectboard, responsible for carrying out a major governmental functions, such as Public Safety or Financial Administration.

Department Head: Managers of discrete service programs within the Town, as authorized by the Selectboard reporting to the Town Manager.

Departmental Budget Detail: A budget that focuses upon the goals and objectives of a department.

Depreciation: The portion of the cost of a fixed asset charged as an expense during a particular

period.

Encumbrances: Obligations in the form of purchase orders, contracts or salary commitments which are chargeable to an appropriation and for which a part of the appropriation is reserved. They cease to be encumbrances when paid or when an actual liability is set up.

Enterprise Fund: A fund established to account for operations financed in a manner similar to a private business enterprise; i.e., where the costs of providing goods and services to the public are financed or recovered through user charges.

Equivalent Dwelling Unit (EDU): An EDU is a cost allocation method to bill the users of the sanitary sewer system when actual usage is either not available or impractical to be used for billing purposes.

Expenditure: The payment of cash on the transfer of property or services for the purpose of acquiring an asset, service or settling a loss.

Finance Committee: The Finance Committee serves as the Advisory Board, making recommendations to Town Meeting on the Town Budget and all Warrant Articles. In addition, the Finance Committee approves appropriations from the Reserve Fund.

Fiscal Year: Any consecutive 12-month period designated as the budget year. By statute, the Town of Great Barrington's budget year is July 1st through June 30th.

Fixed Asset: A tangible, operational asset having a useful life of at least two years and an original cost of at least \$10,000.

Forecast: An estimate of revenues and expenses for the current fiscal year to be used to determine the expected balances at the end of the year.

Fund: An independent fiscal and accounting entity with a self-balancing set of accounts where revenues equal expenses which are segregated for the purpose of carrying on specific activities or attaining certain objectives.

Fund Balance: The excess of current assets over current liabilities for each fund at the end of each fiscal year. A negative fund balance is sometimes called a deficit. For governmental funds, the fund balance is equal to the excess of revenues over expenses for a given fiscal year.

General Fund: A fund containing revenues such as property taxes not designed by law for any one special purpose.

General Obligation Bonds: When a government pledges its full faith and credit to the repayment of the bonds it issues, then those bonds are general obligation bonds. The term is usually used to refer to bonds which will be repaid from taxes and other general revenues.

Goals: Written statements which reflect the broad, general purpose of a department or fund.

Grant: A contribution of assets (usually cash) by one governmental unit or other organization to another. Typically, these contributions are made to local governments from the state and federal governments. Grants are usually made for specified purposes.

Impact Fees: Monetary payments made by builders or developers to jurisdictions in order to defray the public costs of providing infrastructure services to the development.

Infrastructure: Facilities, on which the continuance and growth of a community depend, such as roads, sewer lines, etc.

Interfund Transfers: Amounts transferred from one fund to another.

Intergovernmental Charges: Charges for services provided to other governments.

Intergovernmental Revenues: Revenues from other governments in the form of grants, entitlements or shared revenues.

Internal Control: A plan of organization for purchasing, accounting, and other financial activities which, among other things, provides that: the duties of employees are subdivided so that no single employee handles a financial action from beginning to end; proper authorizations from specific responsible officials are obtained before key steps in the processing of a transaction are completed; and records and procedures are arranged appropriate to facilitate effective control.

Internal Service Fund: A fund used to account for the financing of goods or services provided by one department to other departments on a reimbursement basis.

Investment: Securities and real estate purchased and held for the production of income in the form of interest, dividends, rentals or base payments.

Labor: Costs related to compensating Town employees including salaries, wages, overtime pay, shift differential, holiday pay and employee benefits costs. Employee benefit costs include social security, retirement, health, dental, and life insurance, and workers compensation.

Levy: To impose taxes, special assessments or service charges for the support of Town activities.

Liability: Debt or other legal obligations arising out of transactions in the past which must be liquidated renewed or refunded at some future date.

Manager: Department Head, Division Head, or Town Manager responsible for a department division or fund.

Mandate: Any responsibility, action or procedure that is imposed by one sphere of government on another through constitutional, legislative, administrative, executive or judicial action as a

direct order or that is required as a condition of aid.

Maturities: The dates on which the principal or stated values of investments or debt obligations mature and may be reclaimed.

Modified Accrual Basis: The basis of accounting under which expenditures other than accrued interest on general long-term debt are recorded at the time the liabilities are incurred. Revenues are recorded when received in cash except for material and/or available revenues which should be accrued to reflect properly the taxes levied and revenue earned.

Municipal Budget (AKA Town Budget): The annual budget for each Fiscal Year as approved by Town Meeting.

Net Cost to General Revenues: Appropriations less assigned (departmental) revenues equals the net amount of expenses paid for through property taxes.

Non-operating Revenues: Revenues incidental to, or by-products of, the fund's primary activities.

Objectives: Statements of expected results that, when achieved, will go toward accomplishing the goals of a departmental fund.

Object of Expenditure: Expenditure classifications based upon the types or categories of goods and services purchased. Typical objects of expenditure include: personal services (salaries and wages); contracted services (utilities, maintenance contracts, travel); supplies and materials; and capital outlays.

Operating Transfer: Transfers of cash or other assets from one Town fund to another Town fund.

Operations and Maintenance: Costs associated with on-going operations; i.e., contractual services, supplies, utilities, maintenance costs, leases, insurance, and materials.

Other Borrowings (aka DEBT): Within the Capital Improvement Program document, a means of designating funding sources requiring the issuance of long-term obligations not involving a pledge of the full faith and credit of the Town.

Permanent Positions: Total number of authorized employees, within departments, including full-time and part-time positions who work on an annual basis.

Principal: The face value of a bond.

Productivity: Maximizing the use of resources (personnel and dollars) to achieve an effective result at the least possible cost.

Property Tax: A tax levied on the assessed value of real property.

Proprietary Funds: Funds operated like a business and charging user fees including Enterprise and Internal Service Funds.

Public Works Projects: Within the Capital Improvement Program document, those projects which involve infrastructure improvements of direct and measurable benefit to specific properties or geographic areas of the Town.

Reserve: An account used to indicate that a portion of fund equity is legally restricted for a specific purpose.

Resolution: A formal legislative document of the Selectboard expressing its intent.

Retained Earnings: An equity account reflecting the accumulated earnings of an Enterprise or Internal Service Fund.

Revenue: Financial resources received from taxes, user charges and other levels of government such as state revenue sharing.

Revenue Bonds: When a government issues bonds which do not pledge the full faith and credit of the jurisdiction, it issues limited liability revenue bonds. Typically, pledges are made to dedicate one specific revenue source to repay these bonds.

Revised Budget: The adopted budget plus any legally authorized subsequent budget alterations.

Selectboard: Elected by the voters of the Town, the Selectboard serves as the goal setting, long range planning and policy making body of the Town. They shall review the annual proposed budget and make recommendations with respect thereto. The Town Manager shall present the budget, incorporating recommendations of the Selectmen to the Finance Committee.

Source of Revenue: Revenues are classified according to their source or point of origin.

Special Assessments: User fees charged to property owners for the initial cost of public works' improvements directly benefiting those properties.

Special Revenue Funds: To account for the proceeds of specific sources of revenue that is legally restricted to expenditures for specific purposes.

Strategic Planning: A method of priority setting based on establishing goals, objectives and implementation plans.

Surplus: See Fund Balance.

Tax Incremental District (TID or TIF): A legally bounded area of the Town established at a specific date, after which all property taxes levied on additional equalized values are retained by

the district until approved development costs therein are paid.

Tax Levy: The total amount to be raised by general property taxes for the purposes stated in a resolution certified to the Town Treasurer.

Tax Rate: The amount of taxes levied for each \$1,000 of assessed valuation.

Town Manager: The Chief Administrative Officer of the town, responsible to the Selectboard for the effective management of all town affairs under his/her supervision. The Chief Financial Officer of the town responsible for the design and preparation of the municipal budget, filing grant applications, and controlling budget expenditures.

Town Meeting: The legislative body responsible for enacting Town By-laws and approving the Municipal Budget.

Transfers: A budgeted revenue or appropriation to reflect the transfer of dollars from one Town fund to another Town fund. Revenue transfers reflect transfers from other funds. Expenditure transfers reflect transfers to other funds.

Trust Funds: To account for cash set aside in a trustee capacity, such as donations for certain programs.

Unit of Measure: The measure of quantity of a specific product or unit or service.

User Charges: Also known as user fees. The payment of a fee for direct receipt of a public service by the person benefiting from the service.

Voucher: A written document which is evidence of the propriety of a particular transaction and typically indicates the amounts to be affected by the transaction.